

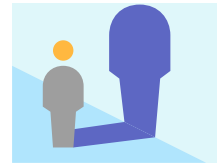
NAME: _____

TEACHER: _____

CLASS & SECTION: _____

DATE: _____

Find my shadow



Match the object on the left with its shadows on the right hand side by drawing a straight line.

A large, stylized owl illustration in the center of the page. The owl has large white eyes with black pupils and a light blue beak. It is surrounded by various objects and their corresponding shadows. On the left side, there are a green cactus, a black witch hat with a red band and yellow buckle, a yellow flower with a blue center, an orange flower with a yellow center, and two colorful maracas. On the right side, there are two grey spoons, a grey flower, another grey flower, a grey cactus, and a grey witch hat. Small pink dots are placed on the owl's face and body to indicate where to draw lines connecting the objects to their shadows. A thin grey line is already drawn from the yellow flower to its shadow.

NAME: _____

TEACHER: _____

CLASS & SECTION: _____

DATE: _____

SCHOOL SUPPLY SHADOWS

Draw a line to match the shadow of these school supply items.



NAME: _____

TEACHER: _____

CLASS & SECTION: _____

DATE: _____

Shadow Matching

Draw a line between each mother & child element and its shadow.



NAME: _____




TEACHER: _____

CLASS & SECTION: _____

DATE: _____

Shadow Matching

Draw a line between each toy element and its shadow.



NAME: _____




TEACHER: _____

CLASS & SECTION: _____

DATE: _____

FARM ANIMAL SHADOWS

Draw a line to match the shadow of these items that might be found on a farm.



NAME: _____

TEACHER: _____

CLASS & SECTION: _____

DATE: _____

FRUITS AND VEGETABLES SHADOWS

Draw a line to match the shadows of these fruits and vegetables.



NAME: _____

TEACHER: _____

CLASS & SECTION: _____

DATE: _____

CHRISTMAS SHADOWS

Draw a line to match the shadow of these items that might be found in a garage.



NAME: _____


TEACHER: _____

CLASS & SECTION: _____

DATE: _____

Where's my shadow?

Draw a line to help each flower find its shadow.



NAME: _____

TEACHER: _____

CLASS & SECTION: _____

DATE: _____

Shadow Matching

Draw a line between each tree element and its shadow.



NAME: _____







TEACHER: _____

CLASS & SECTION: _____

DATE: _____

THANKSGIVING SHADOWS

Draw a line to match the shadow of these items that are related to Thanksgiving.



NAME: _____

TEACHER: _____

CLASS & SECTION: _____

DATE: _____

Shadow Matching

Draw a line between each clock element and its shadow.



NAME: _____

TEACHER: _____

CLASS & SECTION: _____

DATE: _____

SUMMER SHADOWS

Draw a line between the summer activity on the left to the correct shadow on the right. When finished draw a picture of your favorite summer activity on the back.



NAME: _____

TEACHER: _____

CLASS & SECTION: _____

DATE: _____

LET'S "TACO-BOUT" SHADOWS

Draw a line to match the shadow of these taco-related items. When finished, color the taco on the back of this page.



NAME: _____



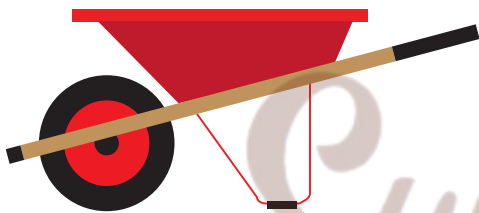
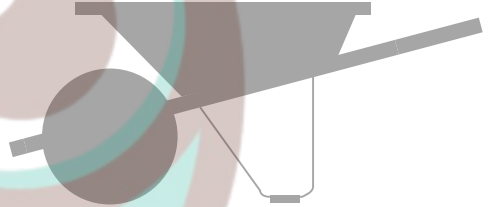
TEACHER: _____

CLASS & SECTION: _____

DATE: _____

GARAGE SHADOWS

Draw a line to match the shadow of these items that might be found in a garage.



NAME: _____

TEACHER: _____

CLASS & SECTION: _____

DATE: _____

SPRING SHADOWS

Draw a line to match the shadows of these items seen in the spring.



NAME: _____

TEACHER: _____

CLASS & SECTION: _____

DATE: _____

EARTH DAY SHADOWS

Draw a line to match the shadows of these items related to Earth Day.



NAME: _____

TEACHER: _____

CLASS & SECTION: _____

DATE: _____

CINCO DE MAYO SHADOWS



Draw a line to match the shadows of these items.



NAME: _____


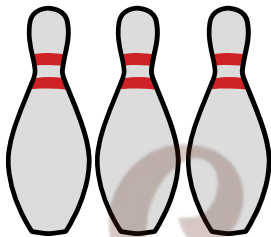

TEACHER: _____

CLASS & SECTION: _____

DATE: _____

SPORTS SHADOWS

Draw a line to match the shadow of these sports items.



NAME: _____

TEACHER: _____

CLASS & SECTION: _____

DATE: _____

HALLOWEEN SHADOWS

Draw a line to match the shadow of these Halloween items. When you are finished turn this paper over and draw your favorite Halloween costume.



NAME: _____


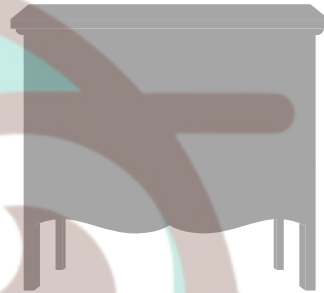
TEACHER: _____

CLASS & SECTION: _____

DATE: _____

FURNITURE SHADOWS

Draw a line to match the shadows of these items.




NAME: _____

TEACHER: _____

CLASS & SECTION: _____

DATE: _____

Match relation



Draw a line from the object on the left that closely matches the scene on the right.

Umbrella, Sun, Kite, Rainy Cloud, Skier, Swimming Pool, Lifebuoy, Tree, Sunglasses, Mountains