

NAME: \_\_\_\_\_

TEACHER: \_\_\_\_\_

CLASS & SECTION: \_\_\_\_\_

DATE: \_\_\_\_\_

# MAZE GAME

Can you help mama bird to find the way?




NAME: \_\_\_\_\_


TEACHER: \_\_\_\_\_

CLASS & SECTION: \_\_\_\_\_

DATE: \_\_\_\_\_



Finish  
the  
drawing




NAME: \_\_\_\_\_

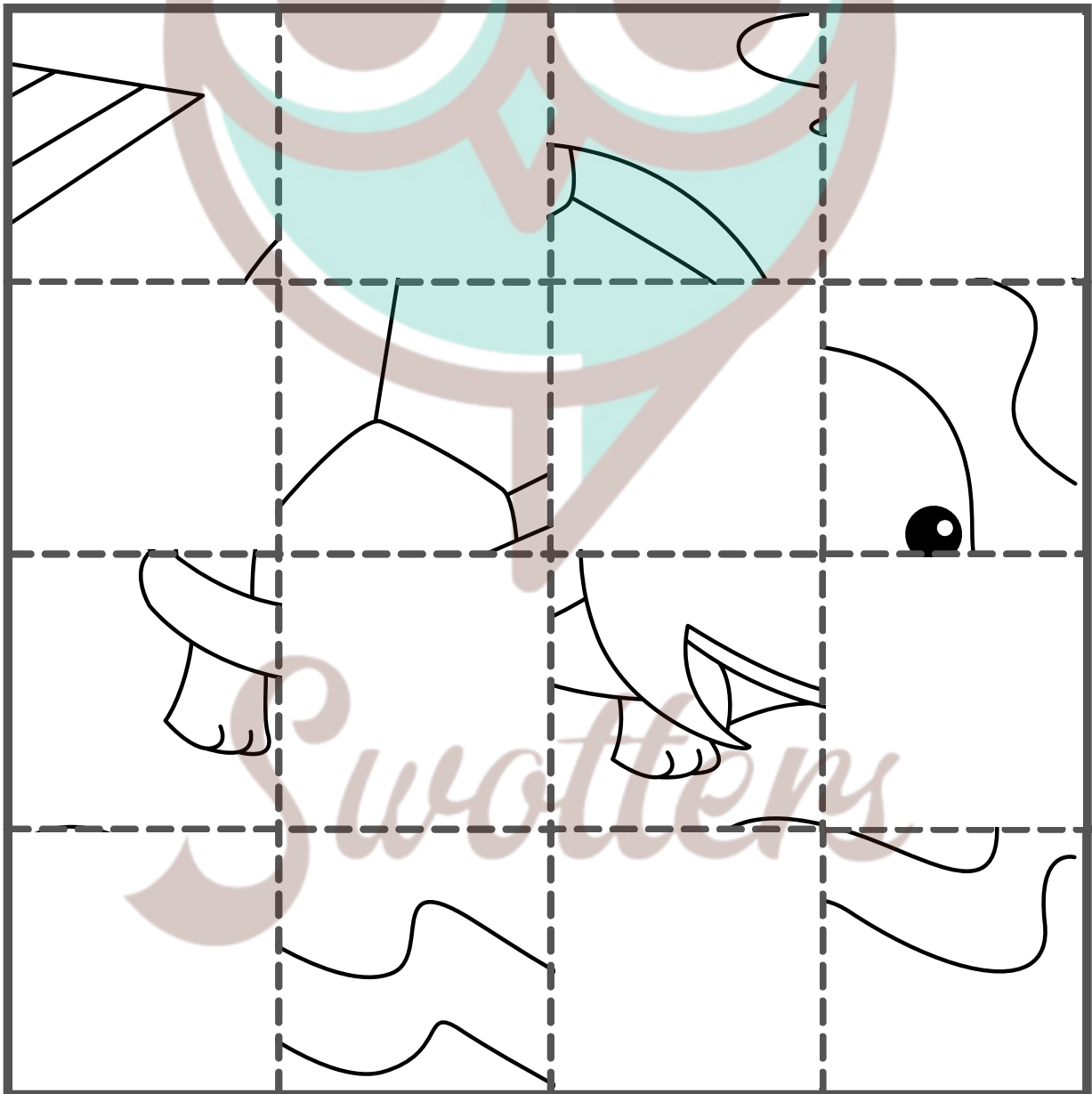
TEACHER: \_\_\_\_\_

CLASS & SECTION: \_\_\_\_\_

DATE: \_\_\_\_\_



Finish  
the  
drawing



NAME: \_\_\_\_\_


TEACHER: \_\_\_\_\_

CLASS & SECTION: \_\_\_\_\_

DATE: \_\_\_\_\_

# A Fairytale ✨

Can you help the princess get to the frog as soon as possible?





NAME: \_\_\_\_\_

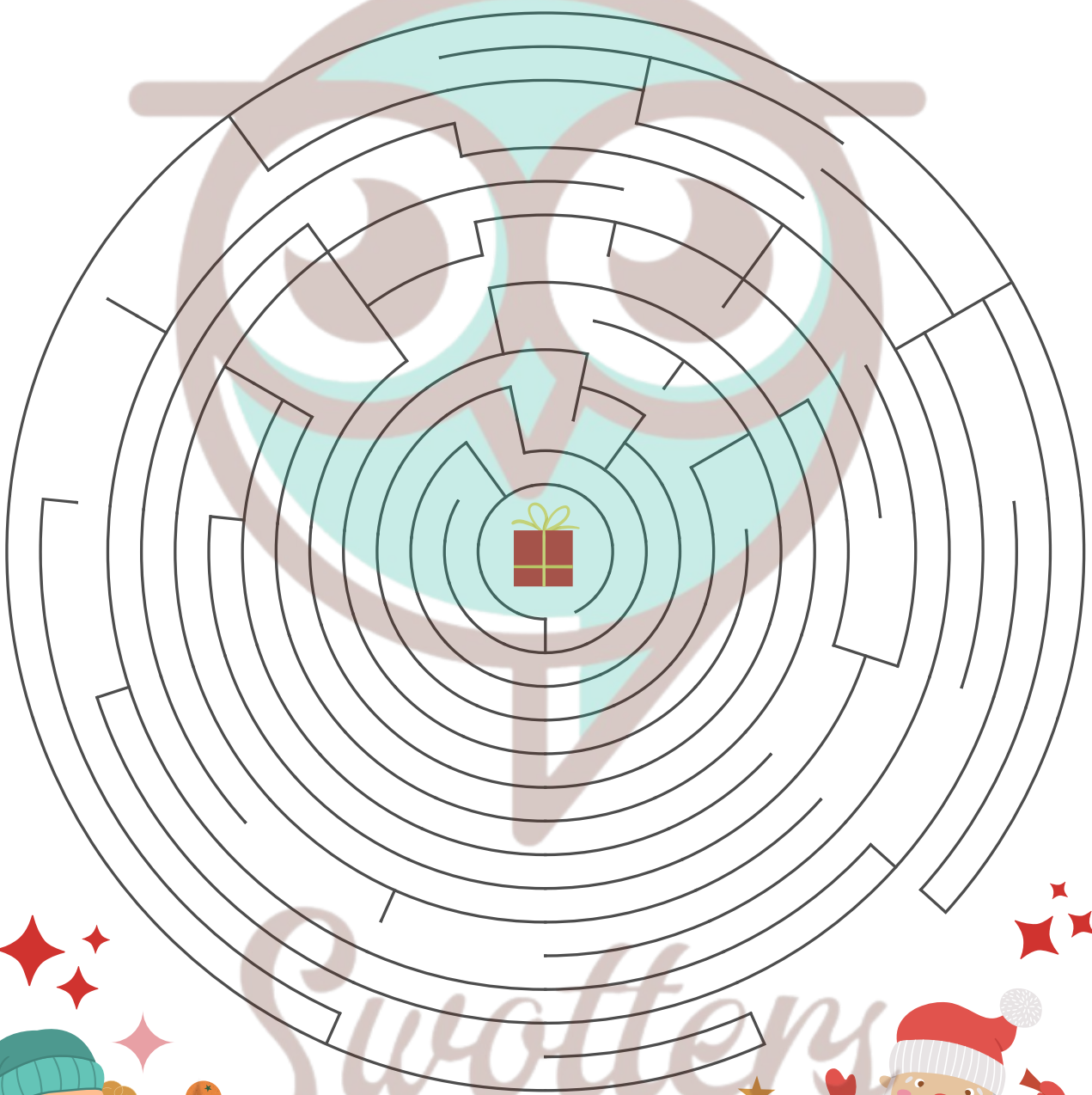
TEACHER: \_\_\_\_\_

CLASS & SECTION: \_\_\_\_\_

DATE: \_\_\_\_\_

# Christmas

Can you help Santa get to the gift as soon as possible?




NAME: \_\_\_\_\_

TEACHER: \_\_\_\_\_

CLASS & SECTION: \_\_\_\_\_

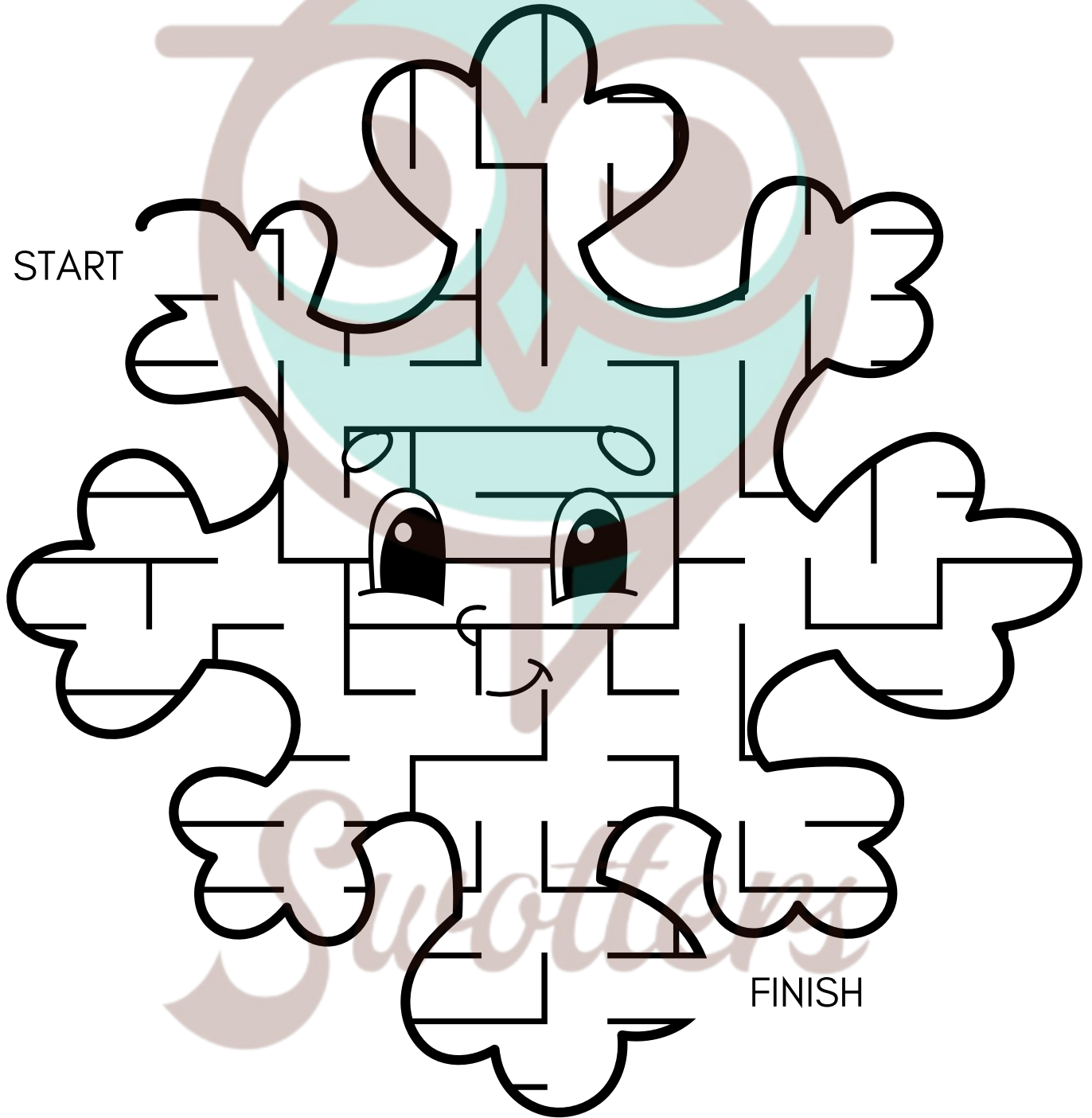
DATE: \_\_\_\_\_



# CHRISTMAS

## Snowflake Maze

START




FINISH

NAME: \_\_\_\_\_

TEACHER: \_\_\_\_\_

CLASS & SECTION: \_\_\_\_\_

DATE: \_\_\_\_\_




# CHRISTMAS

## Bauble Maze

START

FINISH




NAME: \_\_\_\_\_

TEACHER: \_\_\_\_\_


CLASS & SECTION: \_\_\_\_\_

DATE: \_\_\_\_\_



# CHRISTMAS

## Present Maze




NAME: \_\_\_\_\_

TEACHER: \_\_\_\_\_

CLASS & SECTION: \_\_\_\_\_


DATE: \_\_\_\_\_



# CHRISTMAS

## Santa Maze

START



FINISH




NAME: \_\_\_\_\_

TEACHER: \_\_\_\_\_


CLASS & SECTION: \_\_\_\_\_

DATE: \_\_\_\_\_



# CHRISTMAS

## Snowman Maze




NAME: \_\_\_\_\_

TEACHER: \_\_\_\_\_


CLASS & SECTION: \_\_\_\_\_

DATE: \_\_\_\_\_



# CHRISTMAS

## Reindeer Maze



FINISH


START

NAME: \_\_\_\_\_

TEACHER: \_\_\_\_\_

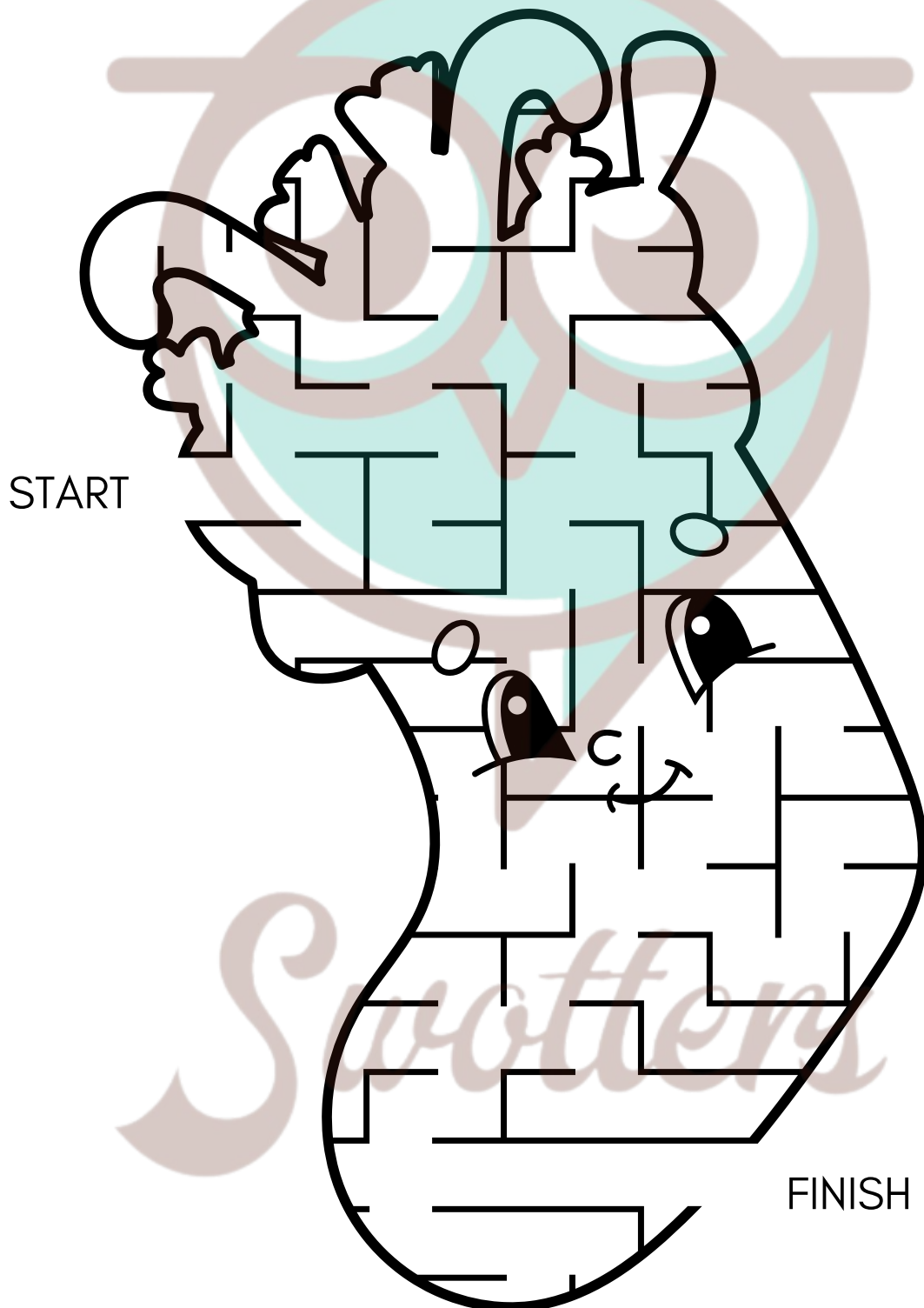
CLASS & SECTION: \_\_\_\_\_

DATE: \_\_\_\_\_



# CHRISTMAS

## Stocking Maze



NAME: \_\_\_\_\_


TEACHER: \_\_\_\_\_

CLASS & SECTION: \_\_\_\_\_

DATE: \_\_\_\_\_

# EASTER JIGSAW

**Instructions:** Colour in the picture, then cut around the pieces. Ask a friend or family member if they can put your puzzle back together.



NAME: \_\_\_\_\_


TEACHER: \_\_\_\_\_

CLASS & SECTION: \_\_\_\_\_

DATE: \_\_\_\_\_

# EASTER JIGSAW

**Instructions:** Colour in the picture, then cut around the pieces. Ask a friend or family member if they can put your puzzle back together.






NAME: \_\_\_\_\_

TEACHER: \_\_\_\_\_

CLASS & SECTION: \_\_\_\_\_

DATE: \_\_\_\_\_

# CONNECT-THE-DOTS



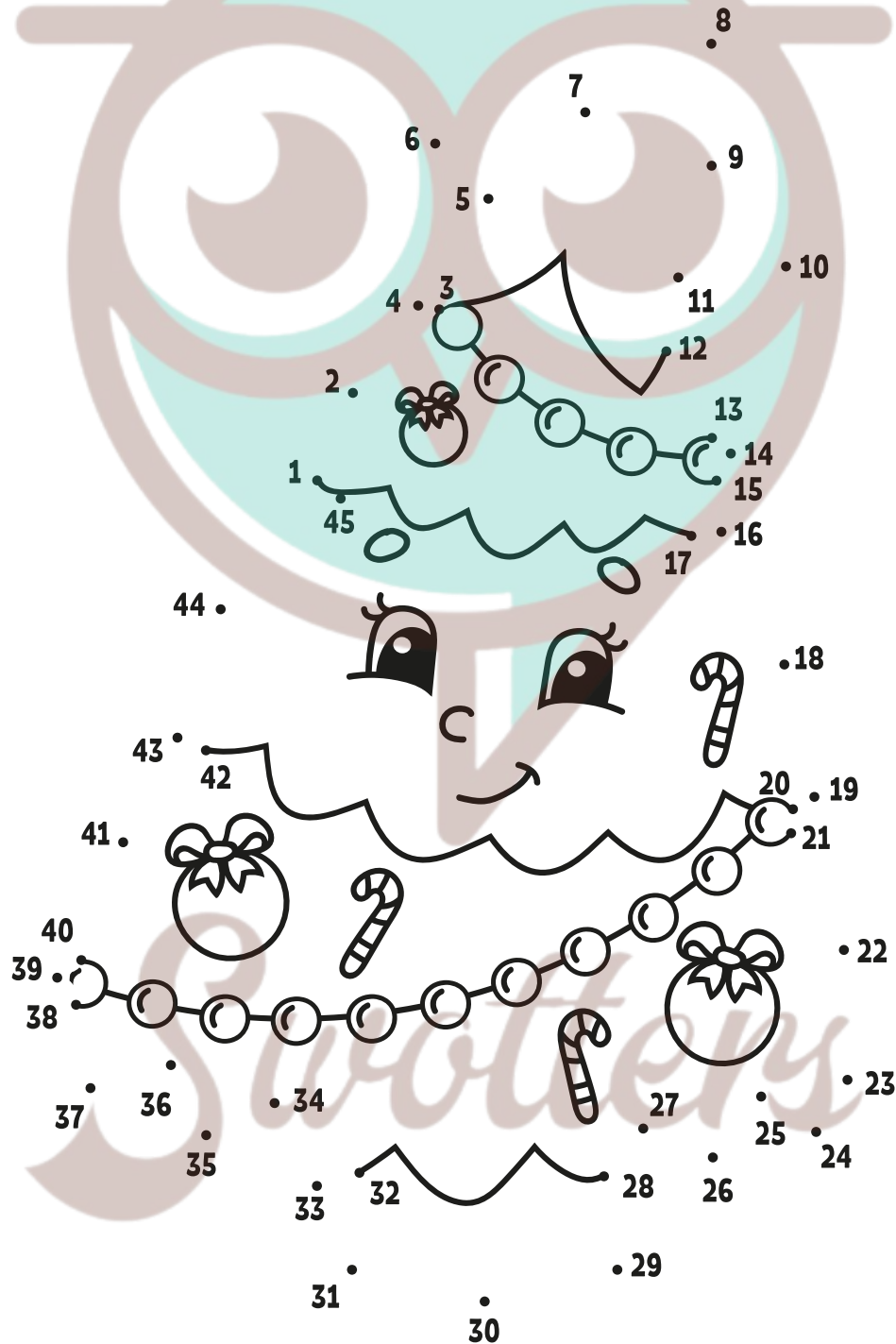
NAME: \_\_\_\_\_

TEACHER: \_\_\_\_\_

CLASS & SECTION: \_\_\_\_\_

DATE: \_\_\_\_\_

# CHRISTMAS CONNECT-THE-DOTS



NAME: \_\_\_\_\_

TEACHER: \_\_\_\_\_

CLASS & SECTION: \_\_\_\_\_

DATE: \_\_\_\_\_

# CHRISTMAS CONNECT-THE-DOTS



NAME: \_\_\_\_\_

TEACHER: \_\_\_\_\_

CLASS & SECTION: \_\_\_\_\_

DATE: \_\_\_\_\_

# Dot-to-Dot

Connect the dots from 1 to 44, this way you practice counting and discover a cute animal.



NAME: \_\_\_\_\_

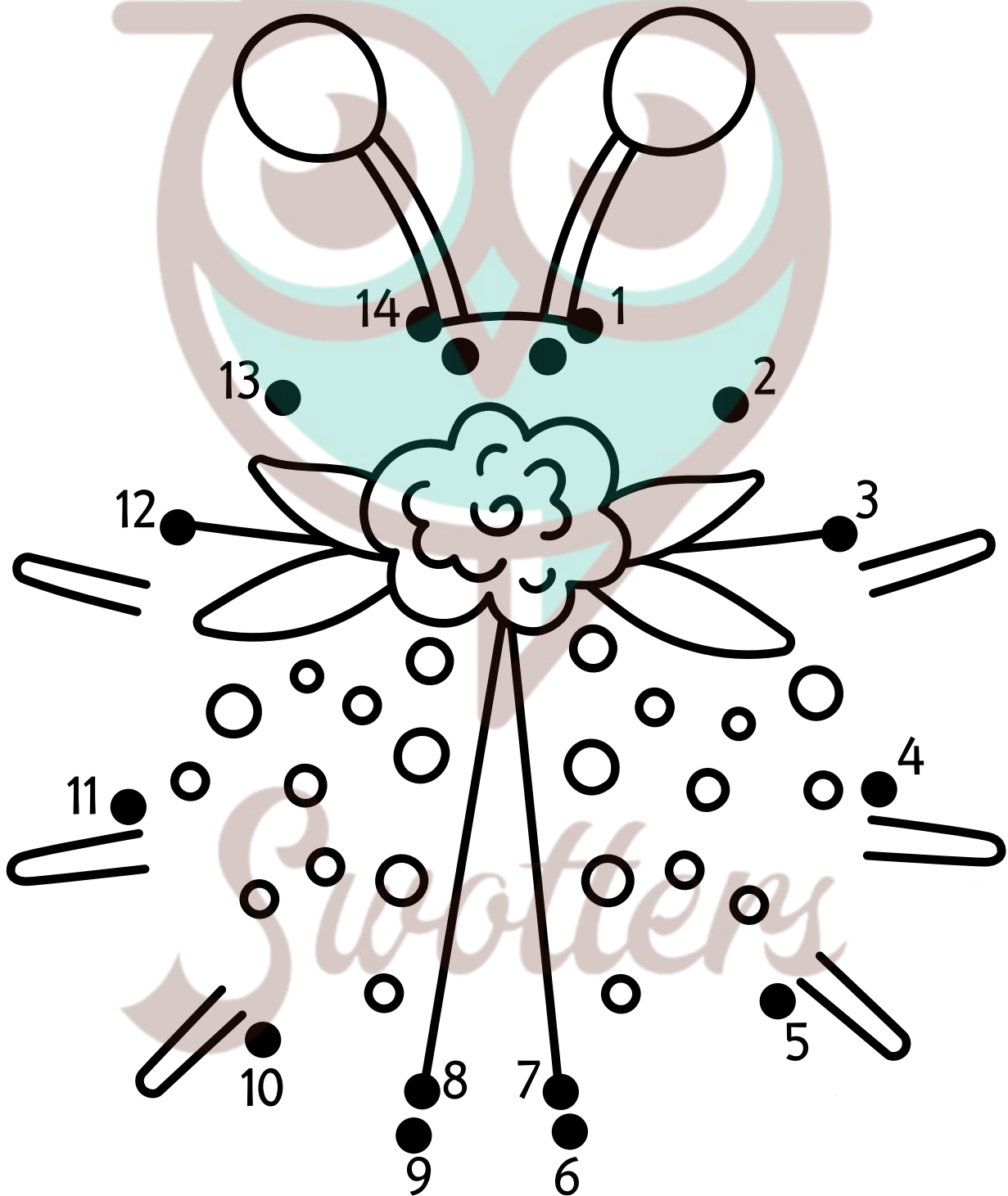
TEACHER: \_\_\_\_\_

CLASS & SECTION: \_\_\_\_\_

DATE: \_\_\_\_\_

# Dot-to-Dot

Connect the dots from 1 to 14, this way you practice counting and discover a cute animal.





NAME: \_\_\_\_\_


TEACHER: \_\_\_\_\_

CLASS & SECTION: \_\_\_\_\_

DATE: \_\_\_\_\_

# Dot-to-Dot

Connect the dots from 1 to 20, this way you practice counting and discover a cute animal.



NAME: \_\_\_\_\_

TEACHER: \_\_\_\_\_

CLASS & SECTION: \_\_\_\_\_

DATE: \_\_\_\_\_

# Dot-to-Dot

Connect the dots from 1 to 25, this way you practice counting and discover a very tasty piece of fruit.



NAME: \_\_\_\_\_




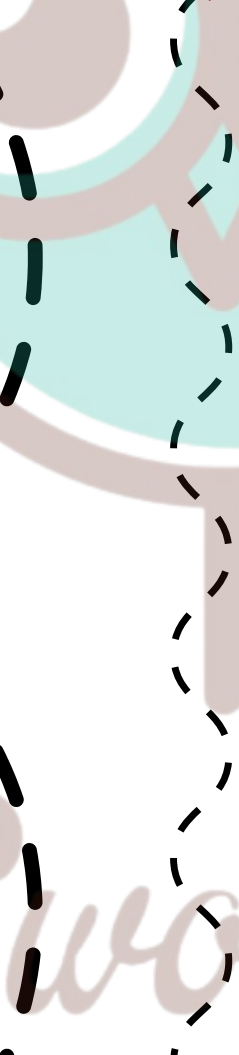



TEACHER: \_\_\_\_\_

CLASS & SECTION: \_\_\_\_\_

DATE: \_\_\_\_\_

# CONNECT THE FARM ANIMALS

Trace the line to connect the farm animals.



NAME: \_\_\_\_\_

TEACHER: \_\_\_\_\_

CLASS & SECTION: \_\_\_\_\_

DATE: \_\_\_\_\_

# CHRISTMAS CONNECT-THE-DOTS




NAME: \_\_\_\_\_

TEACHER: \_\_\_\_\_

CLASS & SECTION: \_\_\_\_\_

DATE: \_\_\_\_\_

# CHRISTMAS CONNECT-THE-DOTS





NAME: \_\_\_\_\_

TEACHER: \_\_\_\_\_

CLASS & SECTION: \_\_\_\_\_

DATE: \_\_\_\_\_

# CHRISTMAS CONNECT-THE-DOTS



NAME: \_\_\_\_\_


TEACHER: \_\_\_\_\_

CLASS & SECTION: \_\_\_\_\_

DATE: \_\_\_\_\_

# Dot-to-Dot

Connect the dots from 1 to 59, this way you practice counting and discover a cute element.



NAME: \_\_\_\_\_

TEACHER: \_\_\_\_\_

CLASS & SECTION: \_\_\_\_\_

DATE: \_\_\_\_\_

# Dot-to-Dot

Connect the dots from 1 to 72, this way you practice counting and discover a cute element.



NAME: \_\_\_\_\_

TEACHER: \_\_\_\_\_

CLASS & SECTION: \_\_\_\_\_

DATE: \_\_\_\_\_

# Dot-to-Dot

Connect the dots from 1 to 79, this way you practice counting and discover a cute element.



NAME: \_\_\_\_\_


TEACHER: \_\_\_\_\_

CLASS & SECTION: \_\_\_\_\_

DATE: \_\_\_\_\_

# Dot-to-Dot

Connect the dots from 1 to 53, this way you practice counting and discover a cute element.



NAME: \_\_\_\_\_

TEACHER: \_\_\_\_\_

CLASS & SECTION: \_\_\_\_\_

DATE: \_\_\_\_\_

# Dot-to-Dot

Connect the dots from 1 to 27, this way you practice counting and discover a cute element.

