

NAME: _____

TEACHER: _____

CLASS & SECTION: _____

DATE: _____

Stage 1 Maths: Mass 2

1

Circle the heavier sides of the pan balances below:


/2



2

Circle the scales where the items being measured are the same mass:

/1



NAME: _____

TEACHER: _____

CLASS & SECTION: _____

DATE: _____

Stage 1 Maths: Mass 2

3

A flower and a cat were placed on separate sides of a pan balance.

/3

Draw a picture below to represent the mass difference.



vs



Swotters

NAME: _____

TEACHER: _____

CLASS & SECTION: _____

DATE: _____

Weighing scale



A heavier object pushes the side of the scale down while lighter object comes up. Draw the scale line, first one is done for you.

A large, light-colored owl-shaped background containing five weighing scale diagrams. Each diagram shows two objects on a scale with a central fulcrum. The first diagram shows a slice of watermelon on the left and a whole watermelon on the right, with a solid orange beam tilted downwards on the right side. The second diagram shows a bicycle on the left and an airplane on the right, with a dotted line for the beam. The third diagram shows a grey cat on the left and a white cat with a ball of pink yarn on the right, with a dotted line for the beam. The fourth diagram shows a blue building on the left and a small hut on the right, with a dotted line for the beam. The fifth diagram shows a blue pillow on the left and a red chair on the right, with a dotted line for the beam. Each diagram is labeled 'VS' above the fulcrum.

NAME: _____

TEACHER: _____

CLASS & SECTION: _____

DATE: _____

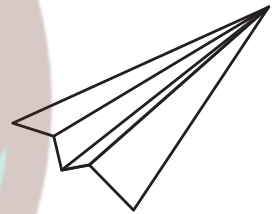
Light and Heavy



Circle the heavy and light items as asked below.




1

Circle the two *lightest* items:




2

Circle the two *heavier* items:



3

Circle the *heaviest* item:



NAME: _____

TEACHER: _____

CLASS & SECTION: _____

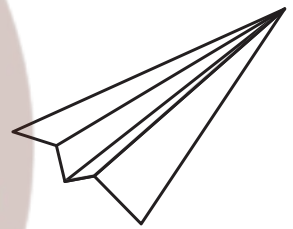

DATE: _____

Stage 1 Maths: Mass 1

1

Circle the two *lightest* items:


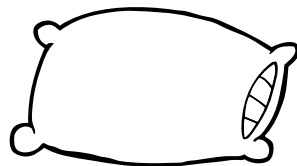
/2



2

Circle the *heavier* item:




/1



3

Circle the *heaviest* item:

/1



NAME: _____

TEACHER: _____




CLASS & SECTION: _____

DATE: _____

Stage 1 Maths: Mass 1

4

Cut and order the following items /4
from the lightest to the heaviest



NAME: _____


TEACHER: _____

CLASS & SECTION: _____

DATE: _____

Mass: Heavy or light

Colour only the pictures that are heavy in mass:



NAME: _____

TEACHER: _____

CLASS & SECTION: _____

DATE: _____

Stage 1 Maths: Mass 3

1 Draw two items with similar masses: /2

--	--

2 Draw two items that are considered light in mass: /2

--	--

3 Draw two items that are considered heavy in mass: /2

--	--

NAME: _____

TEACHER: _____

CLASS & SECTION: _____

DATE: _____

Stage 1 Maths: Mass 4

1 Describe what would happen to a pan scale if you put a brick in one pan and a paperclip in the other.

- Explain your reasoning using words
- Draw your prediction

/6



NAME: _____








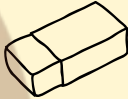




TEACHER: _____

CLASS & SECTION: _____













DATE: _____

Measurement: Weight

Circle the heaviest object in each box:

 Apple	 Strawberry	 Pineapple	 Banana
 Pencil	 Book	 Glue	 Rubber
 Ball	 Crayon	 Sharpener	 Laptop

Circle the lightest object in each box:

 Feather	 Chair	 Lightbulb	 Bottle
 Lunchbox	 Glass	 Spoon	 Tissue
 Carrot	 Mushroom	 Tomato	 Pumpkin