

NAME: _____

TEACHER: _____

CLASS & SECTION: _____

DATE: _____

Christmas

Draw a line to match the number with the correct number of Christmas elements

6



4



2



8



5



1



3



NAME: _____

TEACHER: _____

CLASS & SECTION: _____

DATE: _____

Christmas

Draw a line to match the number with the correct number of Christmas elements

9



8




2



7



5



6



3



NAME: _____

TEACHER: _____


CLASS & SECTION: _____

DATE: _____

Christmas

Draw a line to match the number with the correct number of Christmas elements

6



3



7



4



5



2



10



NAME: _____


TEACHER: _____

CLASS & SECTION: _____


DATE: _____

Counting Ladybugs

Circle the number that represents the number of ladybugs on the leaf.



1 3 6



4 2 5




7 1 3

NAME: _____

TEACHER: _____

CLASS & SECTION: _____


DATE: _____




4 7 1



3 8 4



6 2 4



5 1 3

NAME: _____

TEACHER: _____

CLASS & SECTION: _____

DATE: _____

CLOUD COUNTING

Trace the numbers showing in the clouds below. Where numbers are missing write in the correct number.



NAME: _____

TEACHER: _____

CLASS & SECTION: _____

DATE: _____

COUNTING LADYBUGS

Count the lady bugs and write the number in the box provided.



NAME: _____


TEACHER: _____

CLASS & SECTION: _____

DATE: _____

Counting Watermelon Slices

Count the watermelon slices and write the number in the space provided.



NAME: _____

















TEACHER: _____

CLASS & SECTION: _____

DATE: _____

COUNTING APPLES

Practice your number writing by tracing the numbers 1-25 in the apples below. When finished color the apples.



NAME: _____

TEACHER: _____

CLASS & SECTION: _____

DATE: _____

SUPERHERO COUNTING

Count the superheroes and put the correct number in the space provided.

Row 1: 5 superheroes (Supergirl, Superman, a purple superhero, a green superhero, and a red superhero).

Row 2: 4 superheroes (Supergirl, Superman, a purple superhero, and a green superhero).

Row 3: 7 superheroes (Supergirl, Superman, a purple superhero, a green superhero, a red superhero, a green superhero, and a yellow superhero).

Row 4: 2 superheroes (Supergirl and Superman).

Row 5: 3 superheroes (Supergirl, Superman, and a purple superhero).

Row 6: 1 superhero (Supergirl).

Row 7: 6 superheroes (Supergirl, Superman, a purple superhero, a green superhero, a red superhero, and a green superhero).

NAME: _____


TEACHER: _____

CLASS & SECTION: _____

DATE: _____

Number Matching

Draw a line matching the numerals and the numbers represented with the hands.



Five hand gestures are shown on the left, and five green numerals are shown on the right. The hand gestures from top to bottom are: an open hand with five fingers spread, a hand with the thumb tucked and four fingers spread, a hand with three fingers spread, a hand with one finger spread, and a hand with two fingers spread. The numerals from top to bottom are: 2, 1, 4, 3, and 5.

NAME: _____

TEACHER: _____


CLASS & SECTION: _____

DATE: _____

Count the fruits ✨

How many fruits do you count?


Write the number in the box next to it.




--




--



--



--



--



--



--

NAME: _____

TEACHER: _____


CLASS & SECTION: _____

DATE: _____


Count & Color

Color the correct number of animals


2




3



6



1




3



5



7



NAME: _____












TEACHER: _____

CLASS & SECTION: _____

DATE: _____

Turkey Counting

Practice writing the numbers 1 through 12 on the turkey below. When finished color the turkeys if time permits.




NAME: _____

TEACHER: _____






CLASS & SECTION: _____

DATE: _____

Counting Fruits



Write how many of each fruit can you count.



NAME: _____


TEACHER: _____

CLASS & SECTION: _____

DATE: _____

Count & Mark

Count and color the Christmas elements in each box,
mark the correct number



2

1

3


0

6

4

7

5



5

4

3

6

2

3

5

1

NAME: _____

TEACHER: _____

CLASS & SECTION: _____

DATE: _____

Count & Mark

Count and color the Christmas elements in each box, mark the correct number




8

7

9

6




4

3

6

5




5

4

3

6



2

3

8

7

NAME: _____


TEACHER: _____

CLASS & SECTION: _____

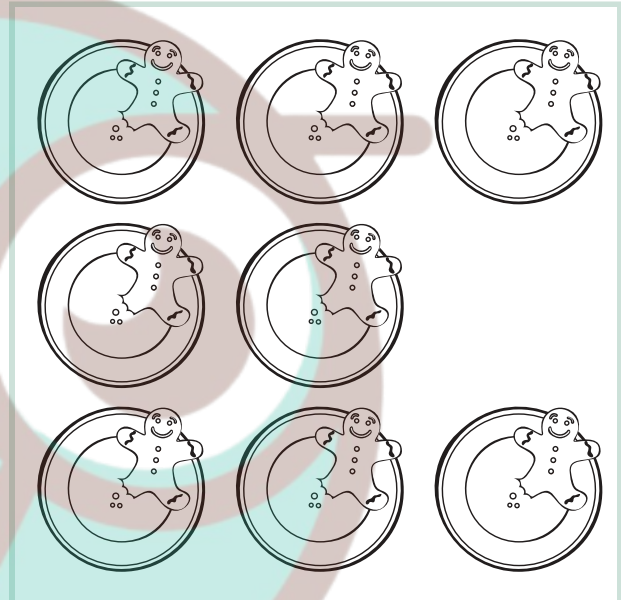
DATE: _____

Count & Mark

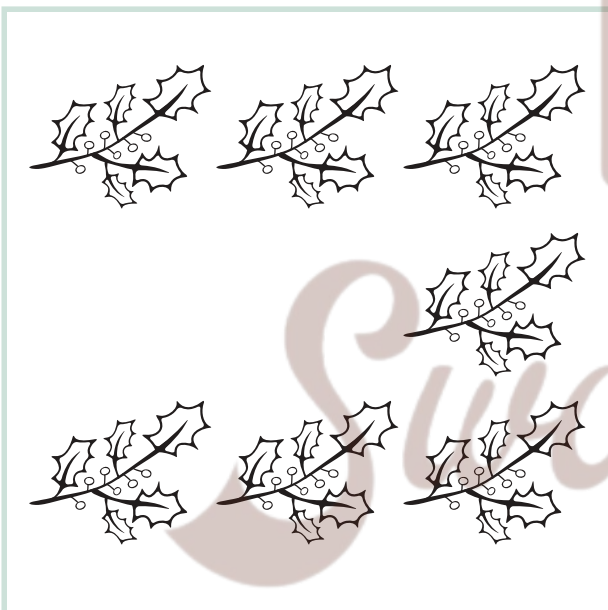
Count and color the Christmas elements in each box, mark the correct number



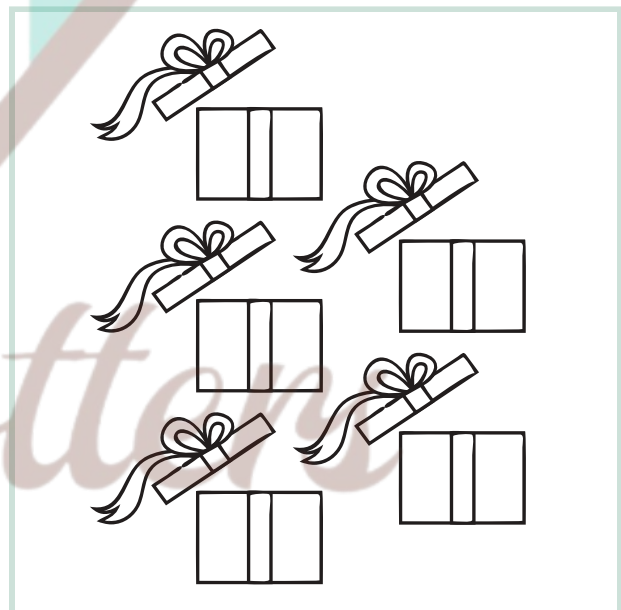
10 11 12 13



7 3 8 5



5 7 8 6



2 3 5 4

NAME: _____

TEACHER: _____



CLASS & SECTION: _____

DATE: _____

Counting Farm Animals



Count the farm animals below and put the correct number in the circle.



NAME: _____











TEACHER: _____

CLASS & SECTION: _____

DATE: _____

FISH COUNTING

Practice your counting and number writing by tracing the numbers in the fish below. When finished, color the fish.



NAME: _____

TEACHER: _____


CLASS & SECTION: _____

DATE: _____

Count & Color

Count and color the exact number of Christmas elements.


4



3



1



6




2



8



5



NAME: _____

TEACHER: _____

CLASS & SECTION: _____

DATE: _____

Count & Color

Count and color the exact number of Christmas elements.

3



4



7




5



6



9



8



NAME: _____

TEACHER: _____

CLASS & SECTION: _____

DATE: _____

Count & Color

Count and color the exact number of Christmas elements.

2



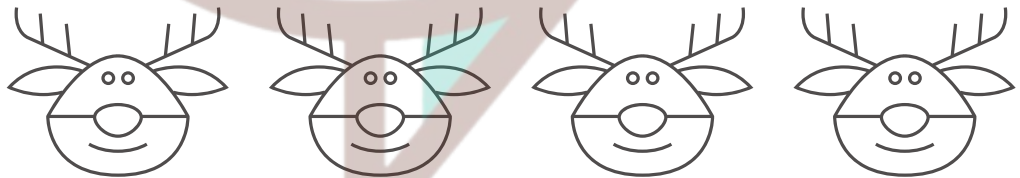
1



6



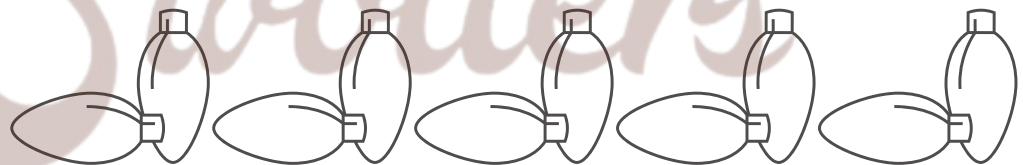
3




7



9



4



NAME: _____

TEACHER: _____


























CLASS & SECTION: _____

DATE: _____

Name: _____

Snowman Skip Counting

Fill in the missing numbers on the snowmen below. When finished, turn this paper over and color the snowman as time permits.

NAME: _____

TEACHER: _____

CLASS & SECTION: _____

DATE: _____

GRADE & SECTION: _____

DATE: _____

KANDI'S CANDY JARS

Kandi won a contest! Help her choose her prize by coloring in the candy jars with more candy in each pairing.



NAME: _____

TEACHER: _____



CLASS & SECTION: _____

DATE: _____


Name

APPLE COUNTING


Count the number of seeds in the apples below and circle the correct number.




1 4 6



5 7 9



2 8 3




9 2 5

NAME: _____


TEACHER: _____

CLASS & SECTION: _____


DATE: _____




3 1 7



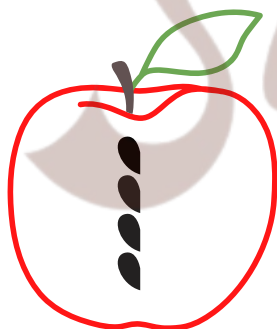
8 6 4




6 9 5



8 7 9



3 5 4



NAME: _____




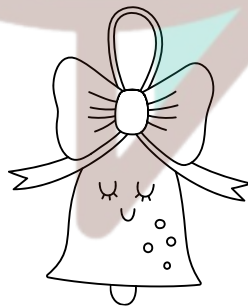

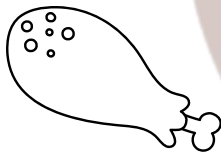


TEACHER: _____

CLASS & SECTION: _____

DATE: _____

Count & Circle

Count, color and circle groups of 4 Christmas elements. How many groups do you have? Do all elements belong to a group?



NAME: _____

TEACHER: _____

CLASS & SECTION: _____

DATE: _____

Name: _____

LLAMA COUNTING

Count the llama and put the correct number in the space provided.



NAME: _____

TEACHER: _____








CLASS & SECTION: _____

DATE: _____

Name: _____

Counting Pumpkins

Practice your numbers 1-10 in the pumpkins below.
When finished decorate the remaining pumpkins if
time permits.



NAME: _____

TEACHER: _____

CLASS & SECTION: _____

DATE: _____

Sunflower

counting

Count the sunflowers in each rectangle



NAME: _____

TEACHER: _____

CLASS & SECTION: _____

DATE: _____

Name: _____

UNICORN COUNTING

Count the unicorns and put the correct number in the space provided.



NAME: _____

TEACHER: _____

CLASS & SECTION: _____

DATE: _____

NAME: _____ DATE: _____

IT'S EASTER!

The bunnies are out. How many do you see?



I see _____ bunnies

NAME: _____

TEACHER: _____

CLASS & SECTION: _____

DATE: _____

EASTER COUNTING

How many bunnies do you see? How about the easter eggs?

Count all the bunnies, then count all the eggs.

Write your answer at the bottom of the page.



NAME: _____

TEACHER: _____

CLASS & SECTION: _____

DATE: _____

Count & Mark

Count the zoo animals in each box and mark the correct number



4

1

3

2



2

3

5

7



2

1

5

4



8

7

4

3

NAME: _____



TEACHER: _____

CLASS & SECTION: _____

DATE: _____

Count & Mark

Count the zoo animals in each box and mark the correct number

			
<input type="radio"/> 5	<input type="radio"/> 9	<input type="radio"/> 2	<input type="radio"/> 1
<input type="radio"/> 1	<input type="radio"/> 3	<input type="radio"/> 6	<input type="radio"/> 5

			
<input type="radio"/> 7	<input type="radio"/> 8	<input type="radio"/> 9	<input type="radio"/> 6
<input type="radio"/> 10	<input type="radio"/> 5	<input type="radio"/> 6	<input type="radio"/> 8

NAME: _____


TEACHER: _____

CLASS & SECTION: _____


DATE: _____

Count & Mark

Count the zoo animals in each box and mark the correct number



10 8 6 9



1 9 6 10



7 5 6 8



7 9 5 6

NAME: _____

TEACHER: _____

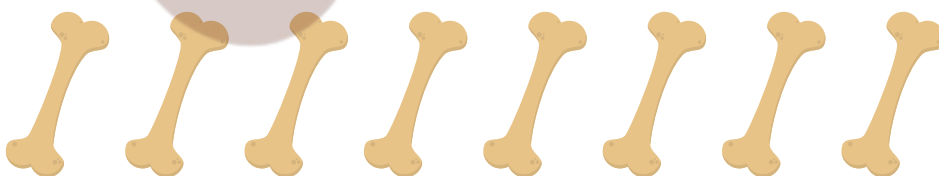
CLASS & SECTION: _____

DATE: _____

Name _____

HOW MANY DOG BONES?

Help Duke count his dog bones. Count the bones carefully and put the correct number in the circle. When finished draw your favorite pet on the back of this paper.



NAME: _____

TEACHER: _____

CLASS & SECTION: _____

DATE: _____

Name: _____

Date _____


FALL EVEN AND ODD

Count the number of each shape and write whether it is even or odd.



How many? _____

Even or Odd? _____




How many? _____

Even or Odd? _____




How many? _____

Even or Odd? _____



How many? _____

Even or Odd? _____



How many? _____

Even or Odd? _____



How many? _____

Even or Odd? _____

NAME: _____

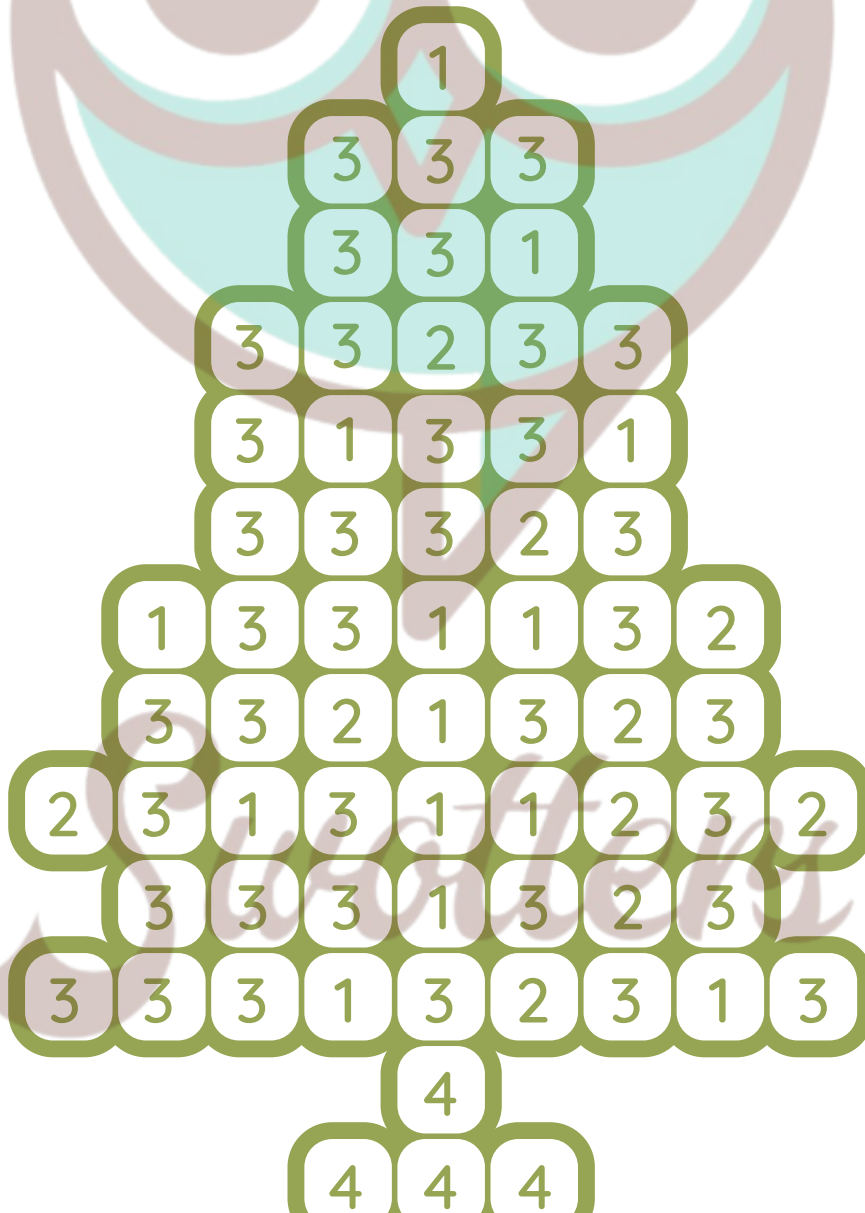
TEACHER: _____

CLASS & SECTION: _____

DATE: _____

Color by Number

Discover numbers in the picture and color the elements according to the instructions below.



NAME: _____


TEACHER: _____

CLASS & SECTION: _____

DATE: _____

Color by Number

Discover numbers in the picture and color the elements according to the instructions below.



NAME: _____

TEACHER: _____


CLASS & SECTION: _____

DATE: _____


Name: _____

Counting Frogs


Circle the number that represents the number of frogs in the pond. When you have finished turn the paper over and draw the number of frogs that is equal to your age on the pond pictured.



1 3 2



2 1 4



2 5 1



1 4 3

NAME: _____

TEACHER: _____

CLASS & SECTION: _____

DATE: _____

Section: _____

Score: _____

COUNTING CATS AND DOGS

AN ADDITION GAME

Directions: Count how many of each animal you see.
Write the answers at the box provided below.



CATS

DOGS

NAME: _____

TEACHER: _____

CLASS & SECTION: _____

DATE: _____

Teacher _____

Date _____

COUNTING CATS AND DOGS

AN ADDITION GAME

Directions: Count how many of each animal you see.
Write the answers at the box provided below.



CATS

DOGS

NAME: _____

TEACHER: _____

CLASS & SECTION: _____

DATE: _____

Section: _____

Score: _____

COUNTING CATS AND DOGS

• AN ADDITION GAME •



Directions: Count how many of each animal you see.
Write the answers at the box provided below.

--

NAME: _____


TEACHER: _____

CLASS & SECTION: _____

DATE: _____

Count the Food


How many Food elements do you count?
Write the number in the box next to it.



--




--



--



--



--



--



--

NAME: _____








TEACHER: _____

CLASS & SECTION: _____

DATE: _____

Count the Food

How many Food elements do you count?
Write the number in the box next to it.

NAME: _____

TEACHER: _____

CLASS & SECTION: _____

DATE: _____

Count the Food

How many Food elements do you count?
Write the number in the box next to it.

NAME: _____






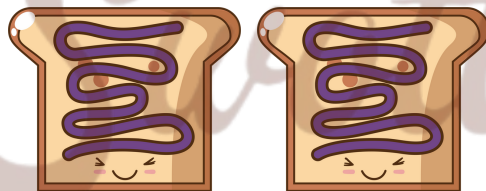

TEACHER: _____

CLASS & SECTION: _____

DATE: _____

Counting the Food

How many Food elements do you count?
Write the number in the box next to it.

NAME: _____

TEACHER: _____

CLASS & SECTION: _____

DATE: _____

Names _____

Counting 1 to 20



READ IT

1	2	3	4	5	6	7	8	9	10
11	12	13	14	15	16	17	18	19	20

TRACE IT

1	2	3	4	5	6	7	8	9	10
11	12	13	14	15	16	17	18	19	20

WRITE IT

NAME: _____

TEACHER: _____


CLASS & SECTION: _____

DATE: _____

Name: _____

Counting Flamingos


Circle the number that represents the number of flamingos in the pond. When you have finished turn the paper over and draw the number of flamingos that is equal to the number of people in your family.



1 3 2



2 1 4



2 5 1



1 4 3

NAME: _____

TEACHER: _____

CLASS & SECTION: _____

DATE: _____

XMAS MATH

Count to ten with this fun Christmas counting exercise.

3

+



2

+



1

+



4

+



NAME: _____

TEACHER: _____

CLASS & SECTION: _____

DATE: _____

5 +



3 +



1 +



7 +



6 +



NAME: _____

TEACHER: _____


CLASS & SECTION: _____

DATE: _____


2 +



4 +



8 +



6 +



5 +



NAME: _____

TEACHER: _____

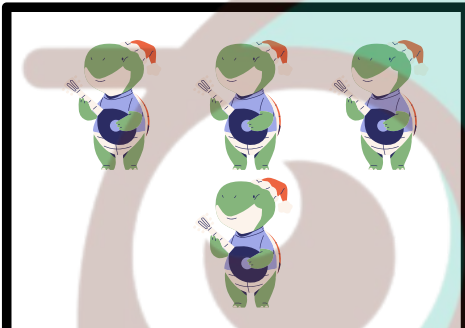
CLASS & SECTION: _____

DATE: _____

Name: _____

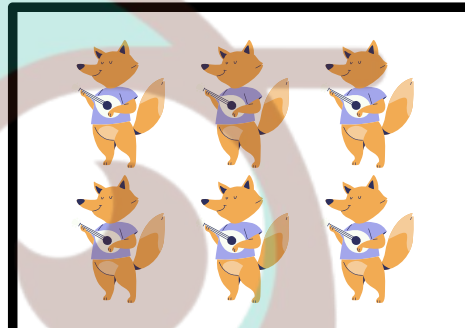
Counting Practice

Count the musical animals in the boxes below and circle the correct number.




A box containing four cartoon frogs wearing blue shirts and red hats, each playing a blue guitar. Three are in the top row and one is in the bottom row.

1 2 3 4 5 6




A box containing six cartoon foxes wearing blue shirts and red hats, each playing a blue guitar. They are arranged in two rows of three.

1 2 3 4 5 6




A box containing three cartoon bears wearing red shirts and black pants, each playing a blue guitar. They are arranged in a diagonal line from top-left to bottom-right.

1 2 3 4 5 6




A box containing two cartoon owls wearing green shirts and brown pants, each playing a yellow triangle.

1 2 3 4 5 6



A box containing five cartoon tigers wearing blue shirts and red hats, each playing a blue guitar. Three are in the top row and two are in the bottom row.

1 2 3 4 5 6



A box containing one cartoon penguin wearing a blue shirt, a red scarf, and a red hat, playing a blue guitar.

1 2 3 4 5 6

NAME: _____

TEACHER: _____

CLASS & SECTION: _____

DATE: _____

Counting Cats and Dogs

AN ADDITION GAME

Directions: Count how many of each animal you see. Write the answers in the box provided below.



NAME: _____

TEACHER: _____

CLASS & SECTION: _____

DATE: _____

The Counting Game



Prepared By: _____

Name: _____

Section: _____

Date: _____

Score: _____

Instructions: Fill in the missing numbers as you count from 1 to 50.

1 2 3 _____ 5 6 7 8 9 _____

11 12 _____ 14 _____ 16 17 18 _____ 20

21 _____ _____ _____ _____ 27 28 29 30

_____ 32 _____ _____ 35 _____ _____ 39 40

_____ 42 _____ 44 _____ 46 47 48 49 50

NAME: _____

TEACHER: _____


CLASS & SECTION: _____

DATE: _____

Name

HOW MANY COOL TREATS?

Count these cool treats carefully and put the correct number in the square. When finished draw your favorite cool treat on the back of this paper.



NAME: _____

TEACHER: _____

CLASS & SECTION: _____

DATE: _____

Count & Color

Count and color the exact number of dinosaurs

3



4



1



2



5



3



6



NAME: _____




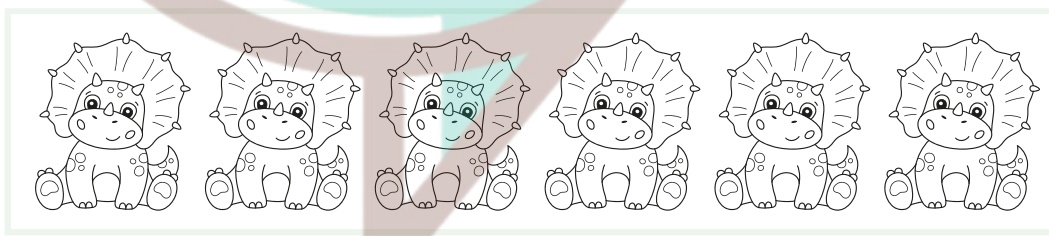



TEACHER: _____

CLASS & SECTION: _____

DATE: _____

Count & Color

Count and color the exact number of dinosaurs

5	
2	
3	
5	
4	
3	
6	

NAME: _____

TEACHER: _____


CLASS & SECTION: _____

DATE: _____

Count & Color

Count and color the exact number of farm animals


1




6




3



7




2



4



5



NAME: _____







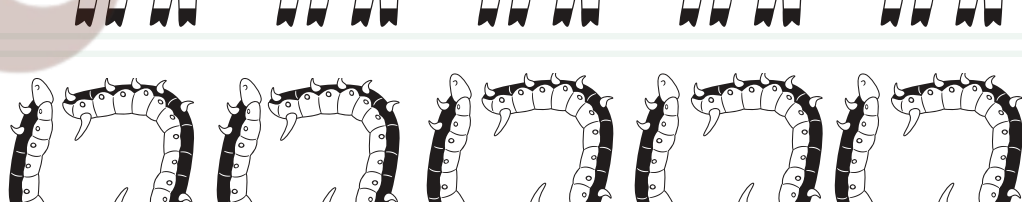
TEACHER: _____

CLASS & SECTION: _____

DATE: _____

Count & Color

Count and color the exact number of farm animals

7	
6	
5	
10	
8	
4	
9	

NAME: _____







TEACHER: _____

CLASS & SECTION: _____

DATE: _____

Count & Color

Count and color the exact number of farm animals

1	
2	
7	
3	
6	
5	
4	