

NAME: \_\_\_\_\_


TEACHER: \_\_\_\_\_

CLASS & SECTION: \_\_\_\_\_

DATE: \_\_\_\_\_

# Number Matching

Draw a line matching the numerals and the numbers represented with the hands.



NAME: \_\_\_\_\_


TEACHER: \_\_\_\_\_

CLASS & SECTION: \_\_\_\_\_

DATE: \_\_\_\_\_

# Dot-to-Dot

Connect the dots from 1 to 44, this way you practice counting and discover a cute animal.



NAME: \_\_\_\_\_

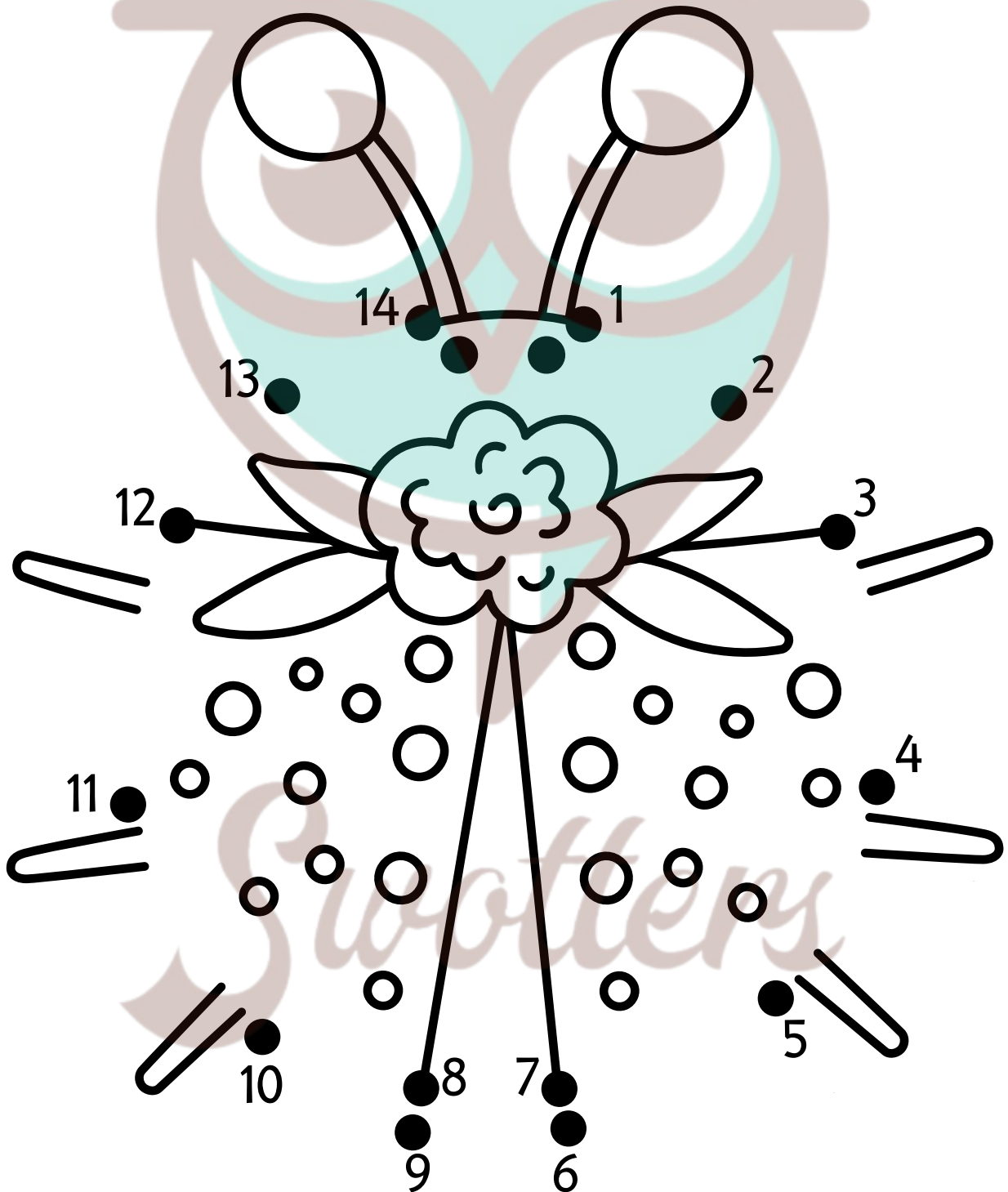
TEACHER: \_\_\_\_\_

CLASS & SECTION: \_\_\_\_\_

DATE: \_\_\_\_\_

# Dot-to-Dot

Connect the dots from 1 to 14, this way you practice counting and discover a cute animal.



NAME: \_\_\_\_\_

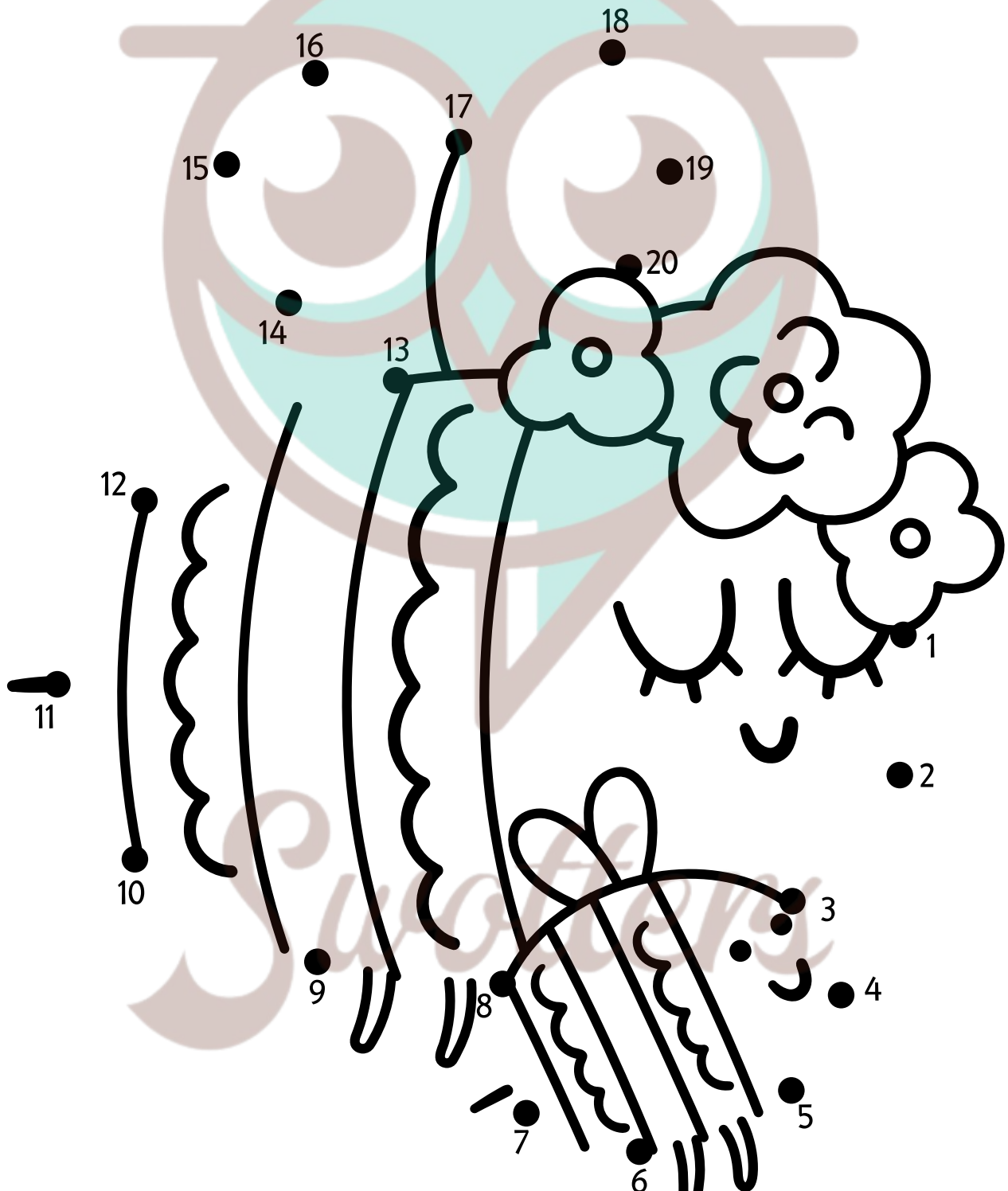
TEACHER: \_\_\_\_\_

CLASS & SECTION: \_\_\_\_\_

DATE: \_\_\_\_\_

# Dot-to-Dot

Connect the dots from 1 to 20, this way you practice counting and discover a cute animal.



NAME: \_\_\_\_\_


TEACHER: \_\_\_\_\_

CLASS & SECTION: \_\_\_\_\_

DATE: \_\_\_\_\_

# Dot-to-Dot

Connect the dots from 1 to 25, this way you practice counting and discover a very tasty piece of fruit.



NAME: \_\_\_\_\_

TEACHER: \_\_\_\_\_

CLASS & SECTION: \_\_\_\_\_

DATE: \_\_\_\_\_



# What am I?

Directions: Start with the number one and connect the dots to find out what woodland creature I am! When finished unscramble the letters below to fill in the blank to identify me. If time permits color me.

C O O C N A R



NAME: \_\_\_\_\_

TEACHER: \_\_\_\_\_

CLASS & SECTION: \_\_\_\_\_

DATE: \_\_\_\_\_

# DOT-TO-DOT

Connect the dots from 1 to 34, this way you practice counting and discover a cute Christmas element.



NAME: \_\_\_\_\_


TEACHER: \_\_\_\_\_

CLASS & SECTION: \_\_\_\_\_

DATE: \_\_\_\_\_

# DOT-TO-DOT

Connect the dots from 1 to 32, this way you practice counting and discover a cute Christmas element.





NAME: \_\_\_\_\_


TEACHER: \_\_\_\_\_

CLASS & SECTION: \_\_\_\_\_

DATE: \_\_\_\_\_

# DOT-TO-DOT

Connect the dots from 1 to 45, this way you practice counting and discover a cute Christmas element.



NAME: \_\_\_\_\_

TEACHER: \_\_\_\_\_

CLASS & SECTION: \_\_\_\_\_

DATE: \_\_\_\_\_

# DOT-TO-DOT

Connect the dots from 1 to 27, this way you practice counting and discover a cute Christmas element.



NAME: \_\_\_\_\_


TEACHER: \_\_\_\_\_

CLASS & SECTION: \_\_\_\_\_

DATE: \_\_\_\_\_

# DOT-TO-DOT

Connect the dots from 1 to 27, this way you practice counting and discover a cute Christmas element.



NAME: \_\_\_\_\_


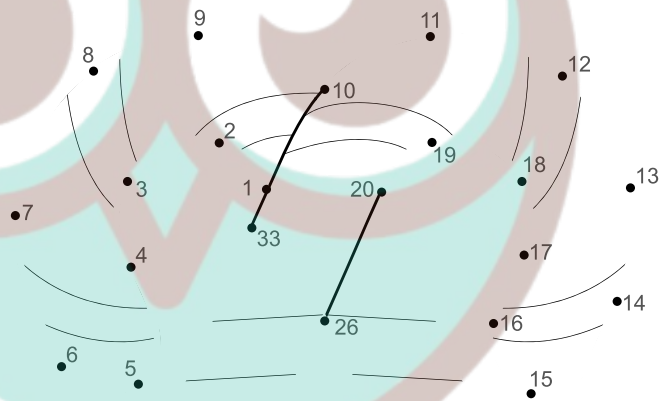

TEACHER: \_\_\_\_\_

CLASS & SECTION: \_\_\_\_\_

DATE: \_\_\_\_\_

# DOT-TO-DOT

Connect the dots from 1 to 32, this way you practice counting and discover a cute Christmas element.



NAME: \_\_\_\_\_

TEACHER: \_\_\_\_\_

CLASS & SECTION: \_\_\_\_\_

DATE: \_\_\_\_\_

# DOT-TO-DOT

Connect the dots from 1 to 24, this way you practice counting and discover a cute Christmas element.



NAME: \_\_\_\_\_


TEACHER: \_\_\_\_\_

CLASS & SECTION: \_\_\_\_\_

DATE: \_\_\_\_\_

# DOT-TO-DOT

Connect the dots from 1 to 33, this way you practice counting and discover a cute Christmas element.



NAME: \_\_\_\_\_

TEACHER: \_\_\_\_\_

CLASS & SECTION: \_\_\_\_\_

DATE: \_\_\_\_\_

# DOT-TO-DOT

Connect the dots from 1 to 16, this way you practice counting and discover a cute Christmas element.



NAME: \_\_\_\_\_


TEACHER: \_\_\_\_\_

CLASS & SECTION: \_\_\_\_\_

DATE: \_\_\_\_\_

# Dot-to-Dot

Connect the dots from 1 to 59, this way you practice counting and discover a cute element.





NAME: \_\_\_\_\_


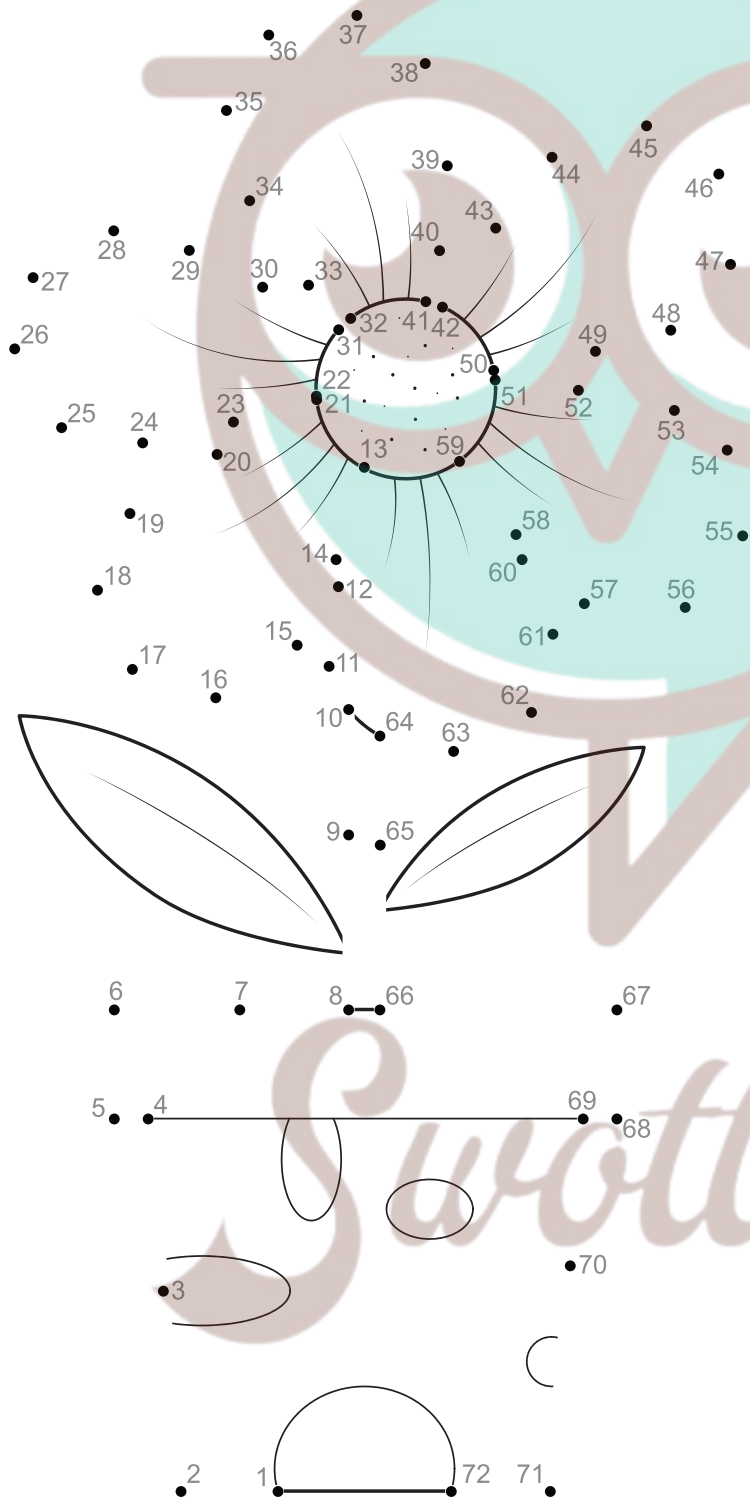
TEACHER: \_\_\_\_\_

CLASS & SECTION: \_\_\_\_\_

DATE: \_\_\_\_\_

# Dot-to-Dot

Connect the dots from 1 to 72, this way you practice counting and discover a cute element.



NAME: \_\_\_\_\_

TEACHER: \_\_\_\_\_

CLASS & SECTION: \_\_\_\_\_

DATE: \_\_\_\_\_

# Dot-to-Dot

Connect the dots from 1 to 79, this way you practice counting and discover a cute element.



NAME: \_\_\_\_\_


TEACHER: \_\_\_\_\_

CLASS & SECTION: \_\_\_\_\_

DATE: \_\_\_\_\_

# Dot-to-Dot

Connect the dots from 1 to 53, this way you practice counting and discover a cute element.



NAME: \_\_\_\_\_


TEACHER: \_\_\_\_\_

CLASS & SECTION: \_\_\_\_\_

DATE: \_\_\_\_\_

# Dot-to-Dot

Connect the dots from 1 to 27, this way you practice counting and discover a cute element.



NAME: \_\_\_\_\_

TEACHER: \_\_\_\_\_

CLASS & SECTION: \_\_\_\_\_

DATE: \_\_\_\_\_

# Dot-to-Dot

Connect the dots from 1 to 92, this way you practice counting and discover a cute element.



NAME: \_\_\_\_\_

TEACHER: \_\_\_\_\_

CLASS & SECTION: \_\_\_\_\_

DATE: \_\_\_\_\_

# Dot-to-Dot

Connect the dots from 1 to 54, this way you practice counting and discover a cute element.



NAME: \_\_\_\_\_

TEACHER: \_\_\_\_\_

CLASS & SECTION: \_\_\_\_\_

DATE: \_\_\_\_\_

# Dot-to-Dot

Connect the dots from 1 to 89, this way you practice counting and discover a cute element.



NAME: \_\_\_\_\_

TEACHER: \_\_\_\_\_

CLASS & SECTION: \_\_\_\_\_

DATE: \_\_\_\_\_

# Dot-to-Dot

Connect the dots from 1 to 86, this way you practice counting and discover a cute element.





NAME: \_\_\_\_\_

TEACHER: \_\_\_\_\_

CLASS & SECTION: \_\_\_\_\_

DATE: \_\_\_\_\_

# Dot-to-Dot

Connect the dots from 1 to 78, this way you practice counting and discover a cute element.



NAME: \_\_\_\_\_

TEACHER: \_\_\_\_\_

CLASS & SECTION: \_\_\_\_\_

DATE: \_\_\_\_\_

# Dot-to-Dot

Connect the dots from 1 to 52, this way you practice counting and discover a cute element.



NAME: \_\_\_\_\_

TEACHER: \_\_\_\_\_

CLASS & SECTION: \_\_\_\_\_

DATE: \_\_\_\_\_

# Dot-to-Dot

Connect the dots from 1 to 82, this way you practice counting and discover a cute element.



NAME: \_\_\_\_\_


TEACHER: \_\_\_\_\_

CLASS & SECTION: \_\_\_\_\_

DATE: \_\_\_\_\_

# Dot-to-Dot

Connect the dots from 1 to 80, this way you practice counting and discover a cute element.



NAME: \_\_\_\_\_

TEACHER: \_\_\_\_\_

CLASS & SECTION: \_\_\_\_\_

DATE: \_\_\_\_\_

# Dot-to-Dot

Connect the dots from 1 to 97, this way you practice counting and discover a cute element.



NAME: \_\_\_\_\_

TEACHER: \_\_\_\_\_

CLASS & SECTION: \_\_\_\_\_

DATE: \_\_\_\_\_

# Dot-to-Dot

Connect the dots from 1 to 38, this way you practice counting and discover a cute element.




NAME: \_\_\_\_\_

TEACHER: \_\_\_\_\_

CLASS & SECTION: \_\_\_\_\_

DATE: \_\_\_\_\_

# WHAT AM I?



Astronauts use me to get to their destination, what am I? Connect the dots starting with 1 to find out. When finished color me.

