

NAME: _____

TEACHER: _____

CLASS & SECTION: _____

DATE: _____


Count Even and Odd

Count the number of each shape and write whether it is even or odd.



How many? _____

Even or Odd? _____




How many? _____

Even or Odd? _____



How many? _____

Even or Odd? _____



How many? _____

Even or Odd? _____



How many? _____

Even or Odd? _____



How many? _____

Even or Odd? _____

NAME: _____


TEACHER: _____

CLASS & SECTION: _____

DATE: _____

Love Is in the Air

Color the even numbers pink. Color the odd numbers red.



NAME: _____

TEACHER: _____

CLASS & SECTION: _____

DATE: _____

Decorate the Tree

Color the even numbers blue. Color the odd numbers red.



NAME: _____




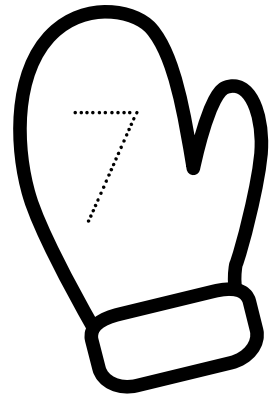




TEACHER: _____

CLASS & SECTION: _____

DATE: _____

Color the Even Mittens

Practice writing your numbers on the mittens.
When finished turn colour the Even Mitten
with any colour you like.



NAME: _____

TEACHER: _____

CLASS & SECTION: _____

DATE: _____

CIRCLE THE ODD NUMBER

Count the lady bugs and write the number in the box provided.
Also Circle the odd number.




NAME: _____

TEACHER: _____






CLASS & SECTION: _____

DATE: _____

Circle the odd Number



How many of each vegetable can you count?




NAME: _____

TEACHER: _____


CLASS & SECTION: _____


DATE: _____

Circle the odd Number




How many of each car can you count?

	
---	--

	
--	--

	
---	--

	
--	--

	
---	--

	
--	--

NAME: _____








TEACHER: _____

CLASS & SECTION: _____

DATE: _____

Count the fruits

How many fruits do you count?
Color the box with even numbers.

NAME: _____

TEACHER: _____

CLASS & SECTION: _____

DATE: _____

Count and Draw: Apple Counting

Draw the number of oranges as shown. Also circle the Even number of Apples on the tree.



NAME: _____

TEACHER: _____

CLASS & SECTION: _____

DATE: _____

Count and Draw: Orange Counting

Draw the number of oranges as shown. Also circle the Even number of orange on the tree.



NAME: _____

TEACHER: _____

CLASS & SECTION: _____

DATE: _____

HALLOWEEN EVEN AND ODD

Count the number of each shape and write whether it is even or odd.



How many? _____

Even or Odd? _____



How many? _____

Even or Odd? _____



How many? _____

Even or Odd? _____



How many? _____

Even or Odd? _____



How many? _____

Even or Odd? _____



How many? _____

Even or Odd? _____

NAME: _____

TEACHER: _____

CLASS & SECTION: _____

DATE: _____



Find the Odd number

Solve the equations below
and Circle the Odd
Numbers.

$10 - 0 = \square$

$5 - 4 = \square$

$5 - 3 = \square$

$2 - 0 = \square$

$7 - 4 = \square$

$4 - 1 = \square$

$8 - 4 = \square$

$1 - 0 = \square$

$7 - 6 = \square$

$5 - 1 = \square$