

NAME: \_\_\_\_\_

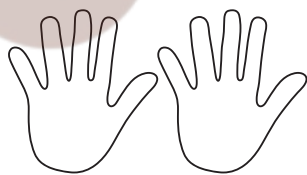
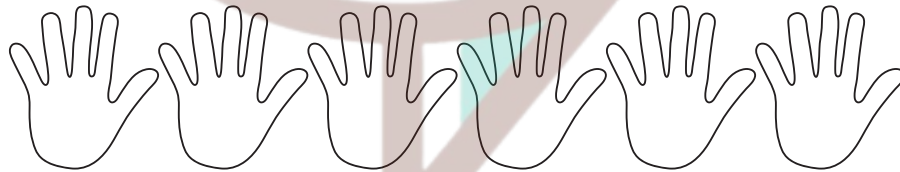
TEACHER: \_\_\_\_\_

CLASS & SECTION: \_\_\_\_\_

DATE: \_\_\_\_\_

# SKIP COUNTING

Count in 5's to find the total.



NAME: \_\_\_\_\_

TEACHER: \_\_\_\_\_

CLASS & SECTION: \_\_\_\_\_

DATE: \_\_\_\_\_

# Snowman Skip Counting

Fill in the missing numbers on the snowmen below. When finished, turn this paper over and color the snowman as time permits.

|    |    |    |  |     |
|----|----|----|--|-----|
|    |    | 15 |  |     |
| 30 |    |    |  |     |
|    |    |    |  | 75  |
|    | 85 |    |  |     |
|    |    |    |  | 125 |

NAME: \_\_\_\_\_

TEACHER: \_\_\_\_\_






CLASS & SECTION: \_\_\_\_\_

DATE: \_\_\_\_\_

# Skip Counting by Fives



Fill in the missing numbers on the pilgrim hats below.



NAME: \_\_\_\_\_

TEACHER: \_\_\_\_\_


CLASS & SECTION: \_\_\_\_\_

DATE: \_\_\_\_\_

# COUNT!

## CAN YOU SKIP COUNT BY 2S?

Directions: The frog needs to hop on the lily pads to get to the other end of the pond. Help it get across by filling in the missing numbers. Skip count by 2 to get to the other end.



NAME: \_\_\_\_\_








TEACHER: \_\_\_\_\_



CLASS & SECTION: \_\_\_\_\_








DATE: \_\_\_\_\_








# CLASS 1A'S MATH EXERCISE

The snakes are missing some numbers! Fill in the blanks with the correct answer. Make sure you count by 2s, 3s, 5s, and 10s.

|   |   |   |   |  |   |   |
|---|---|---|---|--|---|---|
|  |  |  |  |  |  |  |
| <u>2</u>  |   | <u>6</u>  |   |  | <u>12</u>   |   |

|  |  |  |  |   |  |  |
|--|--|--|--|---|--|--|
|  |  |  |  |  |  |  |
| <u>3</u>   |  |  | <u>12</u>  |   | <u>18</u>  |  |

|   |   |   |   |  |   |   |
|---|---|---|---|--|---|---|
|  |  |  |  |  |  |  |
|   | <u>10</u>   |   | <u>20</u>   |  |   | <u>35</u>   |

|   |   |   |   |  |   |   |
|---|---|---|---|--|---|---|
|  |  |  |  |  |  |  |
|   |   |   | <u>40</u>   |  | <u>60</u>   |   |

NAME: \_\_\_\_\_

TEACHER: \_\_\_\_\_

CLASS & SECTION: \_\_\_\_\_

DATE: \_\_\_\_\_

# WHAT COMES NEXT?

## A SKIP COUNTING EXERCISE

Given the numbers, determine what should be written on the blank spaces by using what you learned about skip counting.

1. 12, 24, 36

2. 10, 20, 30

3. 7, 14, 21

4. 8, 16, 21

5. 5, 10, 15


6. 6, 12, 18

7. 11, 22, 33

8. 9, 18, 27

9. 3, 6, 9

10. 4, 8, 12



NAME: \_\_\_\_\_

TEACHER: \_\_\_\_\_

CLASS & SECTION: \_\_\_\_\_

DATE: \_\_\_\_\_

# CLOUD SKIP COUNTING

Find the missing number by guessing the pattern



NAME: \_\_\_\_\_

TEACHER: \_\_\_\_\_

CLASS & SECTION: \_\_\_\_\_

DATE: \_\_\_\_\_

# CLOUD SKIP COUNTING

## ANSWER KEY







NAME: \_\_\_\_\_

TEACHER: \_\_\_\_\_

CLASS & SECTION: \_\_\_\_\_

DATE: \_\_\_\_\_

# The skip Counting Game



Instructions: Fill in the missing numbers as you count from 1 to 50.

**2    4    6    \_\_\_\_\_    10    12    14    16    18    \_\_\_\_\_**

**11    12    \_\_\_\_\_    14    \_\_\_\_\_    16    17    18    \_\_\_\_\_    20**

**31    \_\_\_\_\_    \_\_\_\_\_    \_\_\_\_\_    \_\_\_\_\_    25    24    23    22**

**\_\_\_\_\_    32    \_\_\_\_\_    35    \_\_\_\_\_    \_\_\_\_\_    39    40**

**\_\_\_\_\_    42    \_\_\_\_\_    46    \_\_\_\_\_    50    52    54    \_\_\_\_\_    58**