

NAME: _____

TEACHER: _____

CLASS & SECTION: _____

DATE: _____

Order of Operations

Solve the equations using the order of operations.

$3 + 2 \times 5 =$

$4 + 3 + 8 \times 3 =$

$6 - 2 \times 2 =$

$6(5 - 1) \div 2 =$

$10 \div (5 - 3) =$


$9 \div (4 - 1) + 5 =$

$(4 \times 3) \div 6 =$

$8 + 4 \div 2 \times 3 =$

$20 \div 6 \times 2 - 2 =$

$20 - 7(3 - 1) =$



NAME: _____

TEACHER: _____

CLASS & SECTION: _____

DATE: _____

Order of Operations

Solve the equations using the order of operations.

$3 + 2 \times 5 =$

$4 + 3 + 8 \times 3 =$

$6 - 2 \times 2 =$

$6(5 - 1) \div 2 =$

$10 \div (5 - 3) =$


$9 \div (4 - 1) + 5 =$

$(4 \times 3) \div 6 =$

$8 + 4 \div 2 \times 3 =$

$20 \div 6 \times 2 - 2 =$

$20 - 7(3 - 1) =$



NAME: _____


TEACHER: _____

CLASS & SECTION: _____

DATE: _____

Order of Operations

Use the order of operations to simplify the expressions.



$$5^2 - 6 + 3$$

$$7 + 2(3) - 19$$

$$9(7 - 3) \div 6 + 2$$

$$4^2 + 6^2 \div 9$$

$$8(2 - 5) - 3(-4)$$

$$(5 + 10) \div (6 - 7)$$

$$(3 - 8)^2 - 8 + 4(2)$$

$$(9 - 15 \div 3)^2$$

$$-2(6 - 9)^2 - 10$$

Swotters

NAME: _____

TEACHER: _____

CLASS & SECTION: _____

DATE: _____

ADDITION & SUBTRACTION

1 Use place value to partition and solve the following numbers:

/6

a $2500 + 240 =$

b $3190 + 530 =$

c $8670 + 2400 =$

2 Use the split strategy to solve the following problems:

/6

a $25 + 75 =$

b $89 + 32 =$

c $51 + 99 =$

3 Use your own strategy to solve the following equations, showing your working:

/6

a $679 - 430 =$

b $568 + 32 =$

c $977 - 571 =$

4 Use the tens of friends strategy to solve the following:

/6

a $35 + 15 =$

b $6 + 19 + 4 =$

c $2 + 17 + 13 + 3 =$

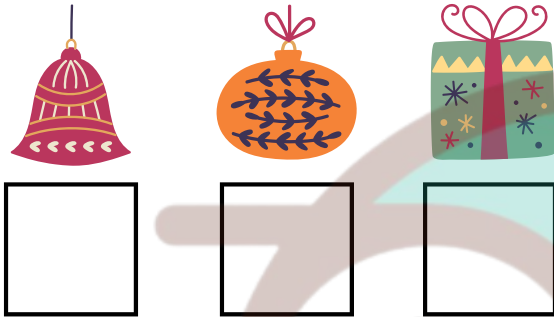
NAME: _____

TEACHER: _____

CLASS & SECTION: _____

DATE: _____

CHRISTMAS PUZZLES



Instructions: Determine what each of the Christmas images represent in the following maths problems:

$$\text{Bell} + \text{Bell} + \text{Bell} = 27$$

$$\text{Bauble} + \text{Bauble} - \text{Bell} = 5$$

$$\text{Gift} - \text{Bauble} + \text{Bell} = 18$$

$$\text{Gift} + \text{Gift} + \text{Gift} = \square$$

$$\text{Bell} + \text{Gift} + \text{Bell} + \text{Bauble} = \square$$

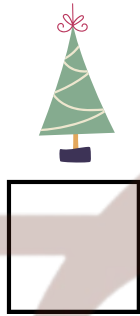

NAME: _____

TEACHER: _____

CLASS & SECTION: _____

DATE: _____

CHRISTMAS PUZZLES



Instructions: Determine what each of the Christmas images represent in the following maths problems:



x




=

48



x



=

54



x



=

72




+




+



=



+



+



=

89

NAME: _____

TEACHER: _____

CLASS & SECTION: _____

DATE: _____

CHRISTMAS ADDITION



= 400



= 180



= 32



= 6



= 350

1



+



=

2



+



+



=

3



+



+



=

4



+



+



=

5



+



+



+



=

Challenge



+



+



+



=






NAME: _____

TEACHER: _____

CLASS & SECTION: _____

DATE: _____

CHRISTMAS SUBTRACTION

 = 400  = 180  = 32  = 6  = 350

1

 -  = _____

2

 -  -  = _____

3

 -  -  = _____

4

 -  -  = _____

5

 -  -  -  = _____

Challenge  -  -  -  = _____

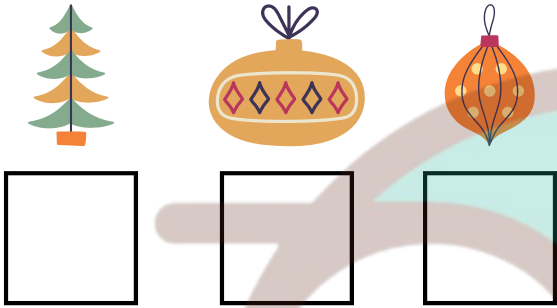
NAME: _____

TEACHER: _____

CLASS & SECTION: _____

DATE: _____

CHRISTMAS PUZZLES



Instructions: Determine what each of the Christmas images represent in the following maths problems:

$$\begin{array}{c} \text{Tree} \\ \times \\ \text{Tree} \end{array} = 36$$

$$\begin{array}{c} \text{Tree} \\ - \\ \text{Diamond Ornament} \\ + \\ \text{Diamond Ornament} \end{array} = 6$$

$$\begin{array}{c} \text{Polka-dot Ornament} \\ + \\ \text{Polka-dot Ornament} \\ + \\ \text{Polka-dot Ornament} \end{array} = 36$$

$$\begin{array}{c} \text{Tree} \\ + \\ \text{Polka-dot Ornament} \\ + \\ \text{Diamond Ornament} \end{array} = \square$$

$$\begin{array}{c} \text{Polka-dot Ornament} \\ - \\ \text{Tree} \\ + \\ \text{Diamond Ornament} \end{array} = \square$$


NAME: _____

TEACHER: _____

CLASS & SECTION: _____

DATE: _____

CHRISTMAS PUZZLES



Instructions: Determine what each of the Christmas images represent in the following maths problems:

$$\text{Blue Sphere} + \text{Blue Sphere} + \text{Blue Sphere} = 30$$

$$\text{Green Star} + \text{Green Star} + \text{Green Star} + \text{Green Star} = 12$$

$$\text{Blue Sphere} + \text{Green Star} + \text{Yellow and White Striped Sphere} = 25$$

$$\text{Half Blue Sphere} + \text{Half Yellow and White Striped Sphere} + \text{Green Star} = \square$$

$$\text{Blue Sphere} + \text{Half Yellow and White Striped Sphere} + \text{Half Yellow and White Striped Sphere} + \text{Half Yellow and White Striped Sphere} = \square$$

NAME: _____

TEACHER: _____

CLASS & SECTION: _____

DATE: _____

CHRISTMAS MATHS

Instructions: Look at the key, then resolve the maths problems:

1		x		=	<input type="text"/>	 5
2		x		=	<input type="text"/>	
3		x		=	<input type="text"/>	 10
4		x		=	<input type="text"/>	
5		x		=	<input type="text"/>	 4
6		x		=	<input type="text"/>	
7		x		=	<input type="text"/>	 2
8		x		=	<input type="text"/>	
9		x		=	<input type="text"/>	 3
10		x		=	<input type="text"/>	

NAME: _____

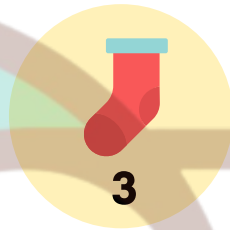
TEACHER: _____

CLASS & SECTION: _____

DATE: _____

CHRISTMAS MATHS

Instructions: Look at the key, then resolve the maths problems.



1.  +  =

2.  +  =

3.  +  =

4.  -  =

5.  -  -  =

6.  -  -  =

7.  +  -  +  =

8.  +  +  -  =

NAME: _____

TEACHER: _____

CLASS & SECTION: _____

DATE: _____

MATHS COLOUR-BY-NUMBER

Answers:


4 = Yellow

8 = Orange

6 = Brown

5 = Green

Level: Comfort Zone



NAME: _____

TEACHER: _____

CLASS & SECTION: _____

DATE: _____

MATHS COLOUR-BY-NUMBER

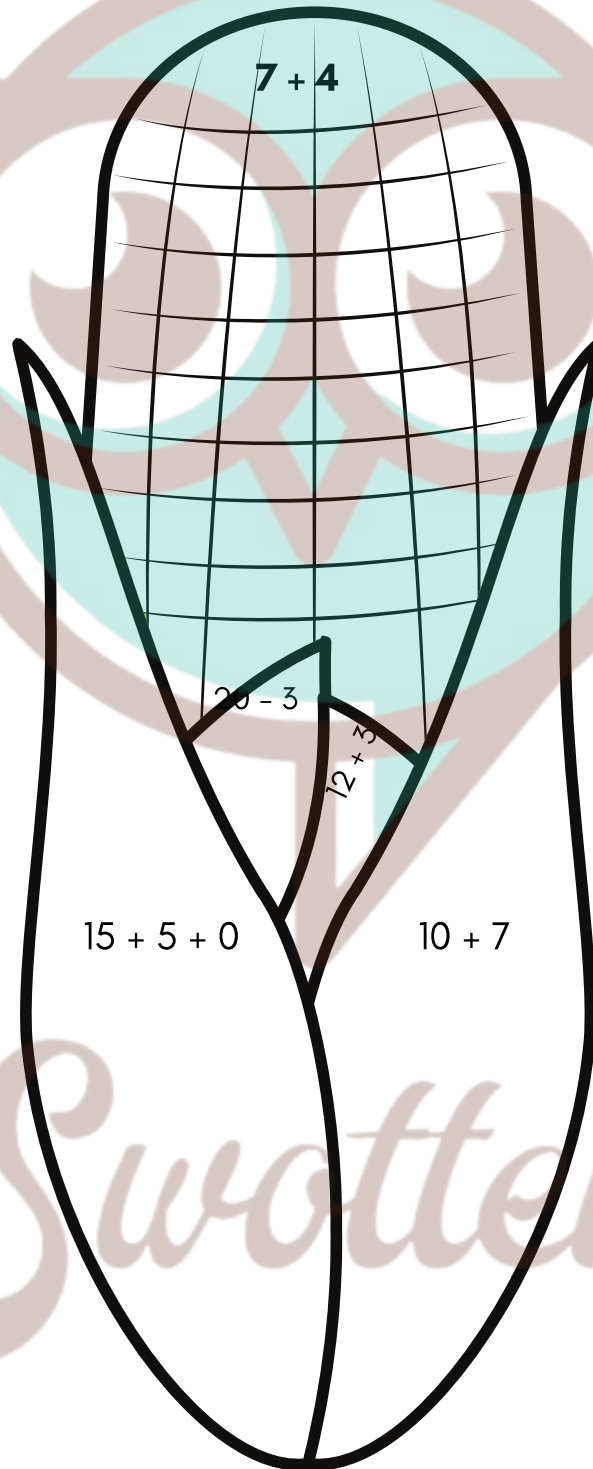
Level: Stretch Myself

Answers:

20 = Light green

11 = Yellow

17 = Dark green



NAME: _____

TEACHER: _____

CLASS & SECTION: _____

DATE: _____

MATHS COLOUR-BY-NUMBER

Answers:

8 = Brown

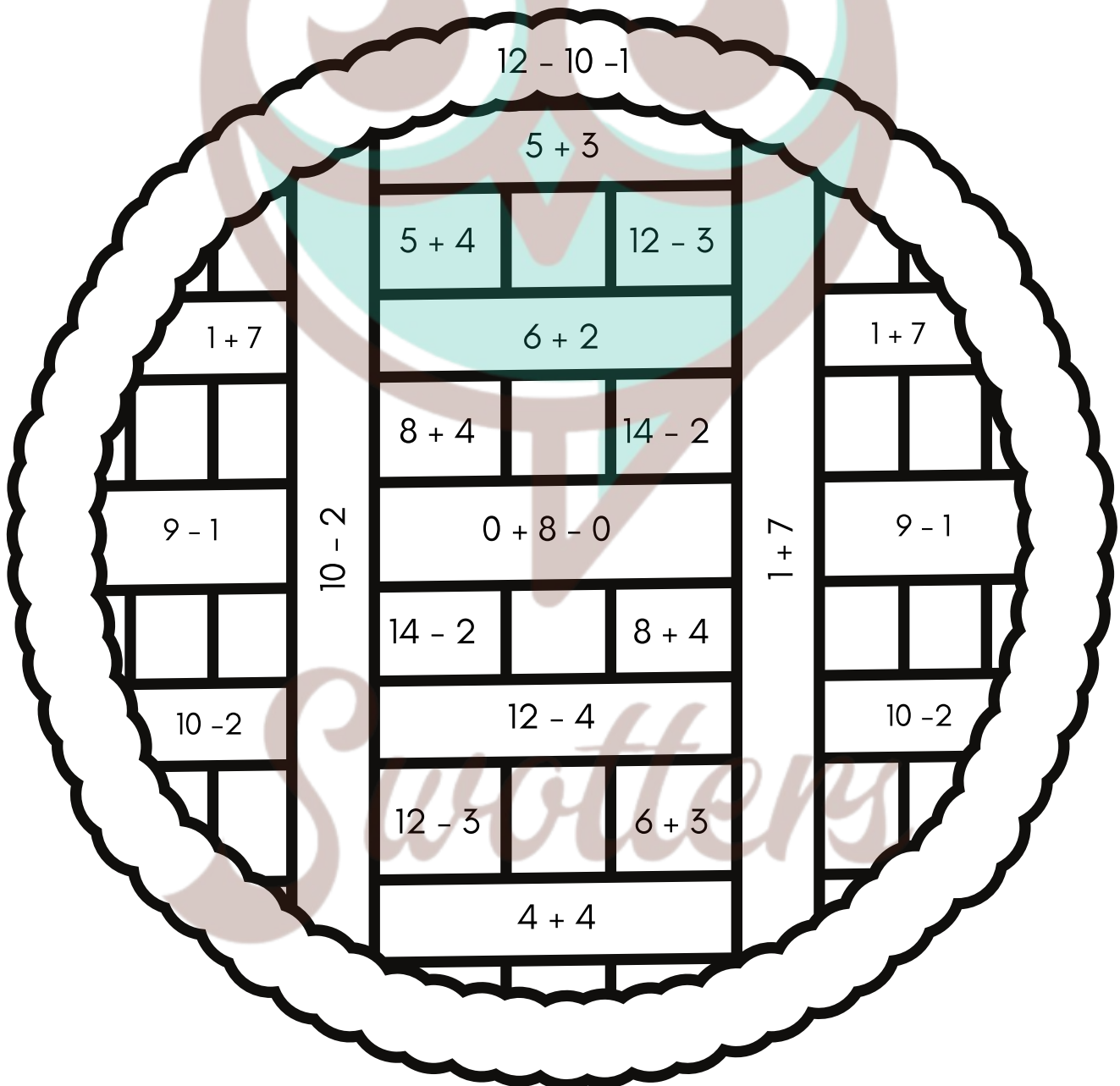
9 = Pink

12 = Red

1 = Yellow

(For the smaller spaces,
complete the pattern!)

Level: Risk-Taker



NAME: _____

TEACHER: _____

CLASS & SECTION: _____

DATE: _____

TIMES TABLE GRID



x	1	2	3	4	5	6	7	8	9	10	11	12
1												
2												
3												
4												
5												
6												
7												
8												
9												
10												
11												
12												




NAME: _____

TEACHER: _____

CLASS & SECTION: _____

DATE: _____


CHRISTMAS ADDITION





 = 2  = 3  = 5





1  +  = _____

2  +  +  = _____

3  +  +  = _____

4  +  +  = _____

5  +  +  +  = _____

6  +  +  +  = _____




NAME: _____

TEACHER: _____

CLASS & SECTION: _____

DATE: _____

CHRISTMAS SUBTRACTION

 = 12  = 3  = 7




1  -  = _____

2  -  -  = _____

3  -  +  = _____

4  +  -  = _____

5  +  -  -  = _____

Challenge  +  -  -  = _____

NAME: _____

TEACHER: _____

CLASS & SECTION: _____

DATE: _____

CHRISTMAS SUBTRACTION

 = 10  = 5  = 1

1

 -  = _____

2

 -  = _____

3

 -  = _____

4

 -  -  = _____

5

 -  -  = _____

6

 -  -  -  = _____




NAME: _____

TEACHER: _____

CLASS & SECTION: _____

DATE: _____

CHRISTMAS ADDITION

 = 4  = 2  = 8




1  +  = _____

2  +  +  = _____

3  +  +  = _____

4  +  +  = _____

5  +  +  +  = _____


Challenge  +  +  +  = _____

NAME: _____


TEACHER: _____

CLASS & SECTION: _____

DATE: _____



Multiplication Under the Sea



LET'S MAKE MULTIPLICATION FUN!

Solve the multiplication equations and write the correct answers in the bubbles.

9×12

12×20

10×11

22×13

4×13

8×-16

16×15

2×132

-17×-15

-30×6

22×-6

-25×-32

NAME: _____

TEACHER: _____

CLASS & SECTION: _____

DATE: _____

A Merry Mathematics Game

NUMBERS ARE COMING TO TOWN!

Directions:

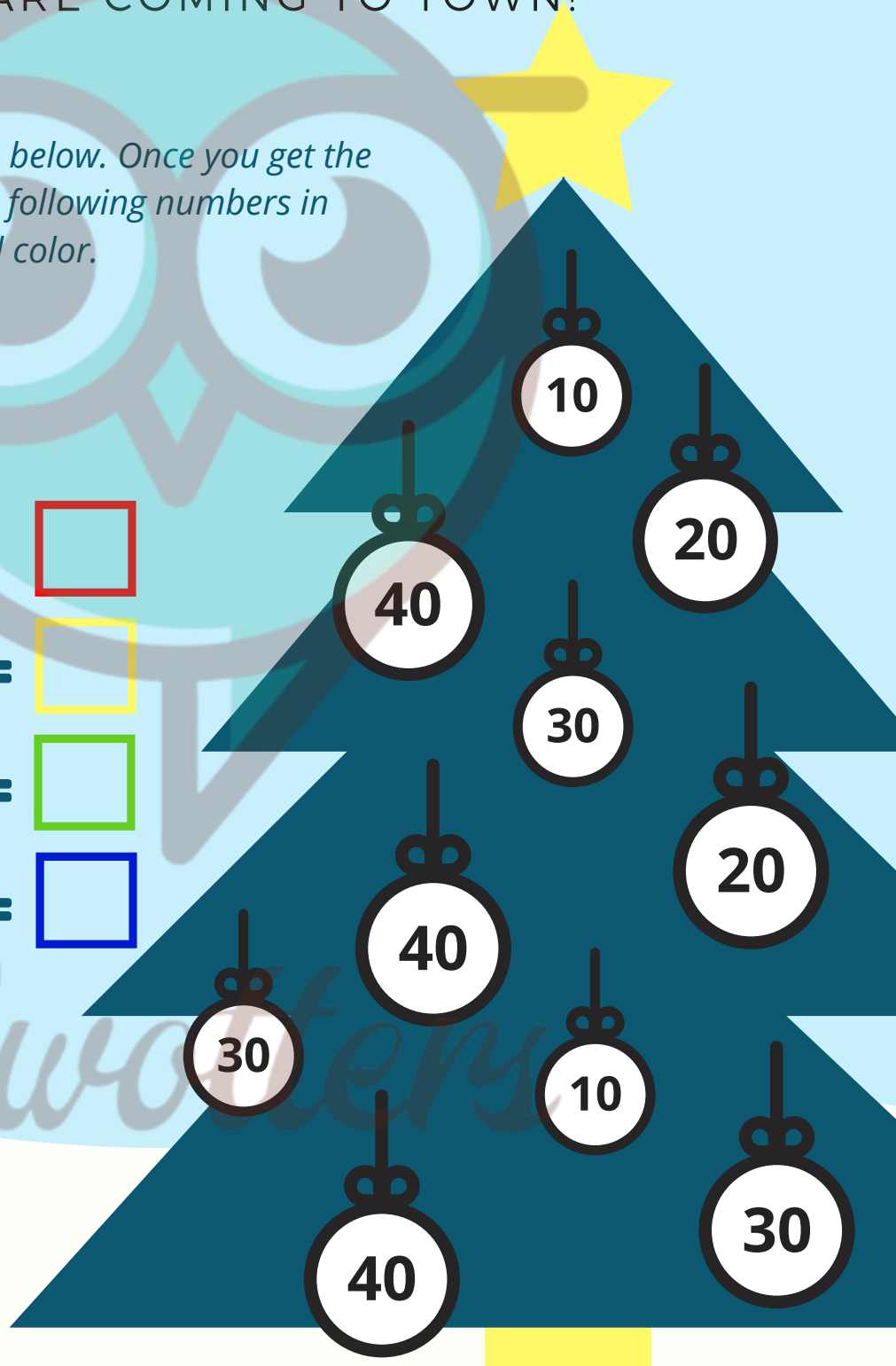
Answer the equations given below. Once you get the answers, find and color the following numbers in the chart with the indicated color.

Red: $5+5 =$

Yellow: $10+10 =$

Green: $15+15 =$

Blue: $20+20 =$



NAME: _____

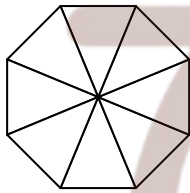
TEACHER: _____

CLASS & SECTION: _____

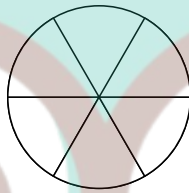
DATE: _____

Visual Fractions

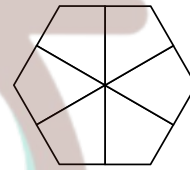
Using the diagrams provided, color in the sections to show the fraction clue provided. When finished write out the fraction in words.



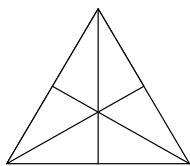
$$\frac{1}{2}$$



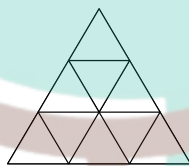
$$\frac{5}{6}$$




$$\frac{1}{3}$$



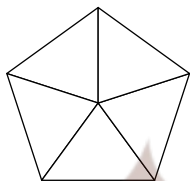
$$\frac{2}{3}$$



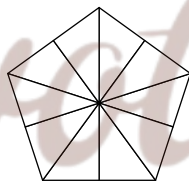
$$\frac{2}{9}$$



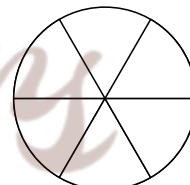
$$\frac{4}{5}$$



$$\frac{3}{5}$$



$$\frac{2}{5}$$



$$\frac{1}{6}$$

NAME: _____

TEACHER: _____

CLASS & SECTION: _____

DATE: _____

Stage 1 Maths: Place Value

Write the value of the underlined number:

1 $\underline{3}4 = 30$ 6 $\underline{7}$

2 $7\underline{0}$ 7 $8\underline{8}$

3 $1\underline{2}$ 8 $\underline{6}2$

4 $\underline{6}9$ 9 $1\underline{0}$

5 $\underline{5}6$ 10 $\underline{4}9$

NAME: _____

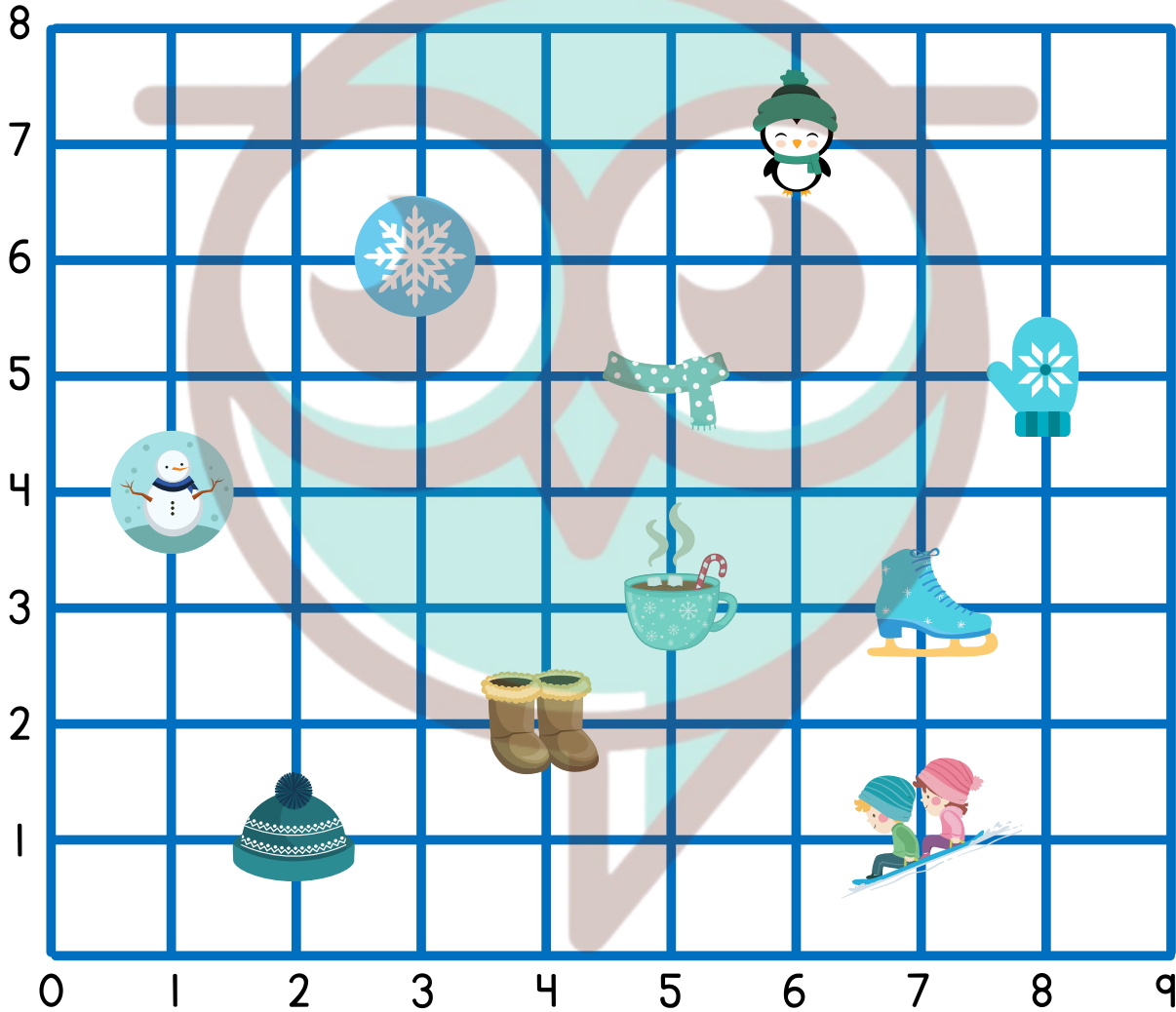
TEACHER: _____

CLASS & SECTION: _____

DATE: _____

Winter Coordinate Grid

Locate each winter icon and write the coordinates of its point.



(--, --)



(--, --)



(--, --)



(--, --)



(--, --)



(--, --)



(--, --)



(--, --)



(--, --)



(--, --)

NAME: _____

TEACHER: _____

CLASS & SECTION: _____

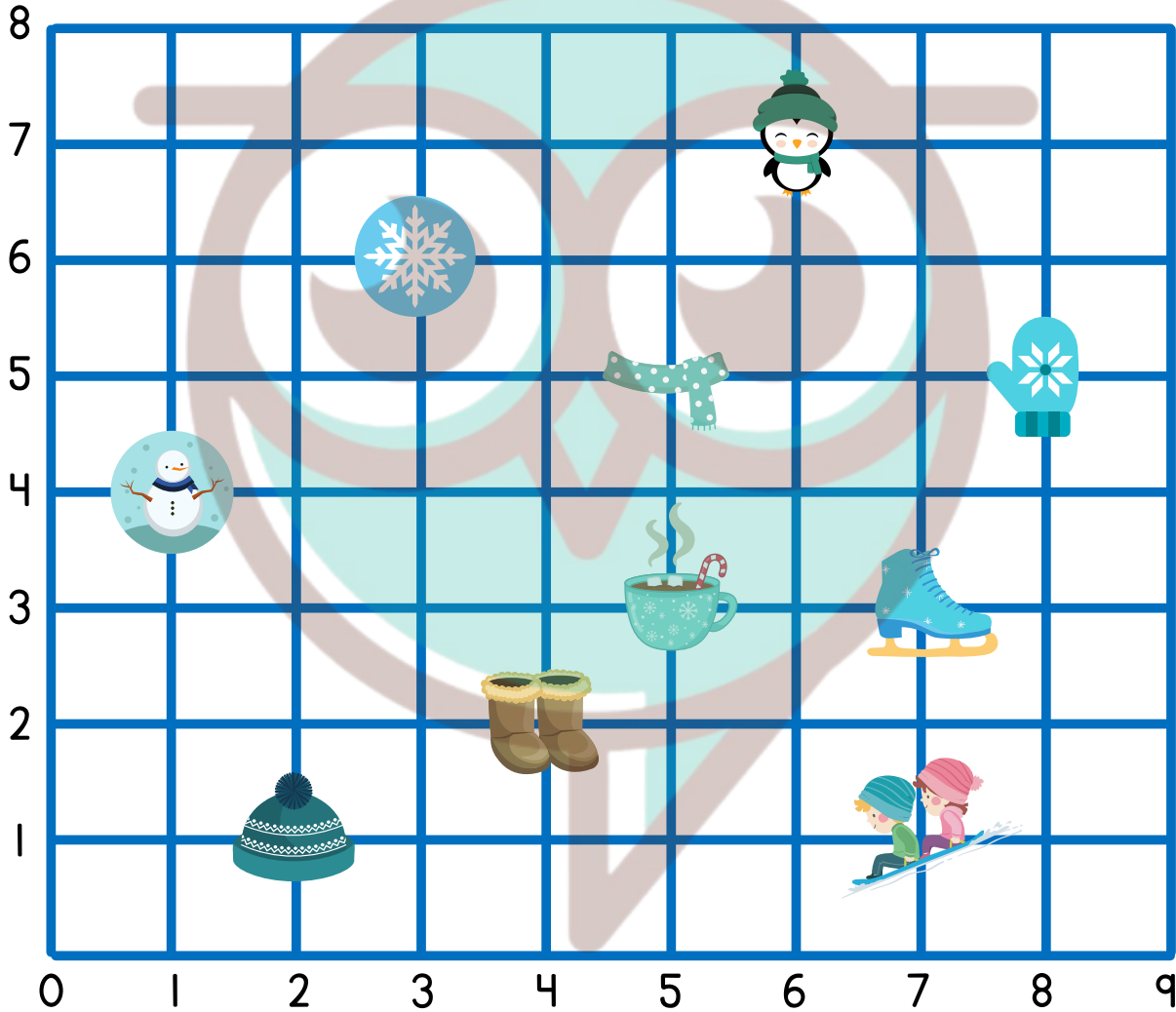
DATE: _____

Name: _____

Date: _____

Winter Coordinate Grid

Answer Key



(3,6)



(1,4)



(8,5)



(5,5)



(5,3)



(6,7)



(2,1)



(7,1)



(4,2)



(7,3)

NAME: _____


TEACHER: _____

CLASS & SECTION: _____

DATE: _____

Christmas Coordinate Grid

Locate each winter icon and write the coordinates of its point.



(-, -)



(-, -)



(-, -)



(-, -)



(-, -)



(-, -)



(-, -)



(-, -)



(-, -)



(-, -)

NAME: _____


























TEACHER: _____

CLASS & SECTION: _____

DATE: _____

THANKFUL FOR MATHS

Instructions: Look at the key, then resolve the maths problems:

1		x		=	<input type="text"/>	 4
2		x		=	<input type="text"/>	
3		x		=	<input type="text"/>	 10
4		x		=	<input type="text"/>	
5		x		=	<input type="text"/>	 5
6		x		=	<input type="text"/>	
7		x		=	<input type="text"/>	 3
8		x		=	<input type="text"/>	
9		x		=	<input type="text"/>	 2
10		x		=	<input type="text"/>	

NAME: _____

TEACHER: _____






CLASS & SECTION: _____

DATE: _____

Thanksgiving Feast Graphing

Create a bar graph to show the quantity of each of the items below. When finished color the picture on the back and complete the sentence.



Items	1	2	3	4	5	6	7	8	9	10
										
										
										
										
										

NAME: _____

TEACHER: _____


CLASS & SECTION: _____

DATE: _____

Name: _____

Help Tom make 10!

Help Tom the Turkey figure out how many ways he can make 10. Follow the example provided and see how many ways you can make 10.



$$\textcircled{3} + \textcircled{7} = 10$$




$$\textcirc{} + \textcirc{} = 10$$




$$\textcirc{} + \textcirc{} = 10$$



$$\textcirc{} + \textcirc{} = 10$$



$$\textcirc{} + \textcirc{} = 10$$




$$\textcirc{} + \textcirc{} = 10$$



$$\textcirc{} + \textcirc{} = 10$$



$$\textcirc{} + \textcirc{} = 10$$



$$\textcirc{} + \textcirc{} = 10$$

NAME: _____









TEACHER: _____

CLASS & SECTION: _____

DATE: _____

REINDEER GAMES



Dasher	
Dancer	
Prancer	
Vixen	
Comet	
Cupid	
Donner	
Blitzen	

key:  equals 10 feet

1. How far did Dasher jump? _____
2. How far did Donner jump? _____
3. How much farther did Blitzen jump than Vixen? _____
4. How far did Comet jump? _____
5. Which two reindeer jumped the same distance? _____
6. How much farther did Donner jump than Comet? _____
7. How far did Blitzen jump? _____

NAME: _____

TEACHER: _____

CLASS & SECTION: _____

DATE: _____

Stage 1 Maths: Ordering

Fill in the missing numbers

1	2		4	
6		8		10
	12			
	17	18	19	
21				25
26		28		
				35

NAME: _____

TEACHER: _____

CLASS & SECTION: _____

DATE: _____

Stage 1 Maths: Ordering

Fill in the missing numbers

35	34			29
30				
	24	23	22	21
	19			
		13	12	
10		8		
	4			1

NAME: _____

TEACHER: _____

CLASS & SECTION: _____

DATE: _____

Stage 1 Maths: Place Value

/5

Partition these numbers into their hundreds, tens and ones place value.

1

138


Hundreds	Tens	Ones



2

530

Hundreds	Tens	Ones



3

904


Hundreds	Tens	Ones



4

62

Hundreds	Tens	Ones



5

446

Hundreds	Tens	Ones



NAME: _____

TEACHER: _____

CLASS & SECTION: _____

DATE: _____

Stage 1 Maths: Place Value


/5

Partition these numbers into their tens and ones place value.

1

45


Tens	Ones



2

16

Tens	Ones



3

5

Tens	Ones



4

93

Tens	Ones



5

55

Tens	Ones



NAME: _____

TEACHER: _____

CLASS & SECTION: _____

DATE: _____

Stage 1 Maths: Place Value

1 Count the total number of cupcakes:




2 Use a RED pencil and circle groups of ten above.

3 How many groups of ten did you circle?

4 How many were left over?

5 Count the total number of carrots:



6 Use a RED pencil and circle groups of ten above.

7 How many groups of ten did you circle?

8 How many were left over?

NAME: _____



TEACHER: _____


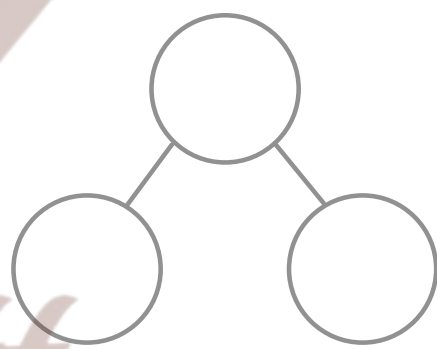
CLASS & SECTION: _____

DATE: _____

Stage 1 Maths: Place Value

Find the number and complete the following

 =					
<table border="1"><tr><td>Tens</td><td>Ones</td></tr><tr><td> </td><td> </td></tr></table>	Tens	Ones			Expand the number: ____ + ____ = ____
Tens	Ones				

 =					
<table border="1"><tr><td>Tens</td><td>Ones</td></tr><tr><td> </td><td> </td></tr></table>	Tens	Ones			Expand the number: ____ + ____ = ____
Tens	Ones				

NAME: _____



TEACHER: _____


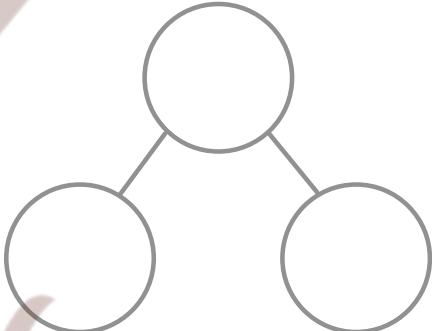
CLASS & SECTION: _____

DATE: _____

Stage 1 Maths: Place Value

Find the number and complete the following

 =					
<table border="1"><tr><td>Tens</td><td>Ones</td></tr><tr><td> </td><td> </td></tr></table>	Tens	Ones			Expand the number: ____ + ____ = ____
Tens	Ones				

 =					
<table border="1"><tr><td>Tens</td><td>Ones</td></tr><tr><td> </td><td> </td></tr></table>	Tens	Ones			Expand the number: ____ + ____ = ____
Tens	Ones				

NAME: _____

TEACHER: _____

CLASS & SECTION: _____

DATE: _____

Stage 1 Maths: Number 4

1

Put the following numbers in the correct place value column, and answer the questions:

	Tens	Ones	
32			___ tens and ___ ones
86			___ tens and ___ ones
5			___ tens and ___ ones

2

20 = ___ tens and ___ ones

98 = ___ tens and ___ ones

100 = ___ tens and ___ ones

44 = ___ tens and ___ ones

NAME: _____

TEACHER: _____

CLASS & SECTION: _____

DATE: _____

SUDOKU

A Game for Mathematicians

Fill out the blocks so that the numbers one to nine will only appear once in each row, column and 3x3 grid.

		9	7	3		5	2	6
		5		2		8		
6		8					4	7
					9		6	2
	4		6		3		8	
8	9		5					
2	6					1		8
		7		1		6		
9	5	1		6	4	2		